

Strength of Large Caps, Spirit of Mid & Small Caps

Introducing

Bandhan Nifty Next 50 Index Fund

(An open-ended scheme tracking the Nifty Next 50 Index)

Invest Now

NFO Opens: 13th February 2025

NFO Closes: 25th February 2025

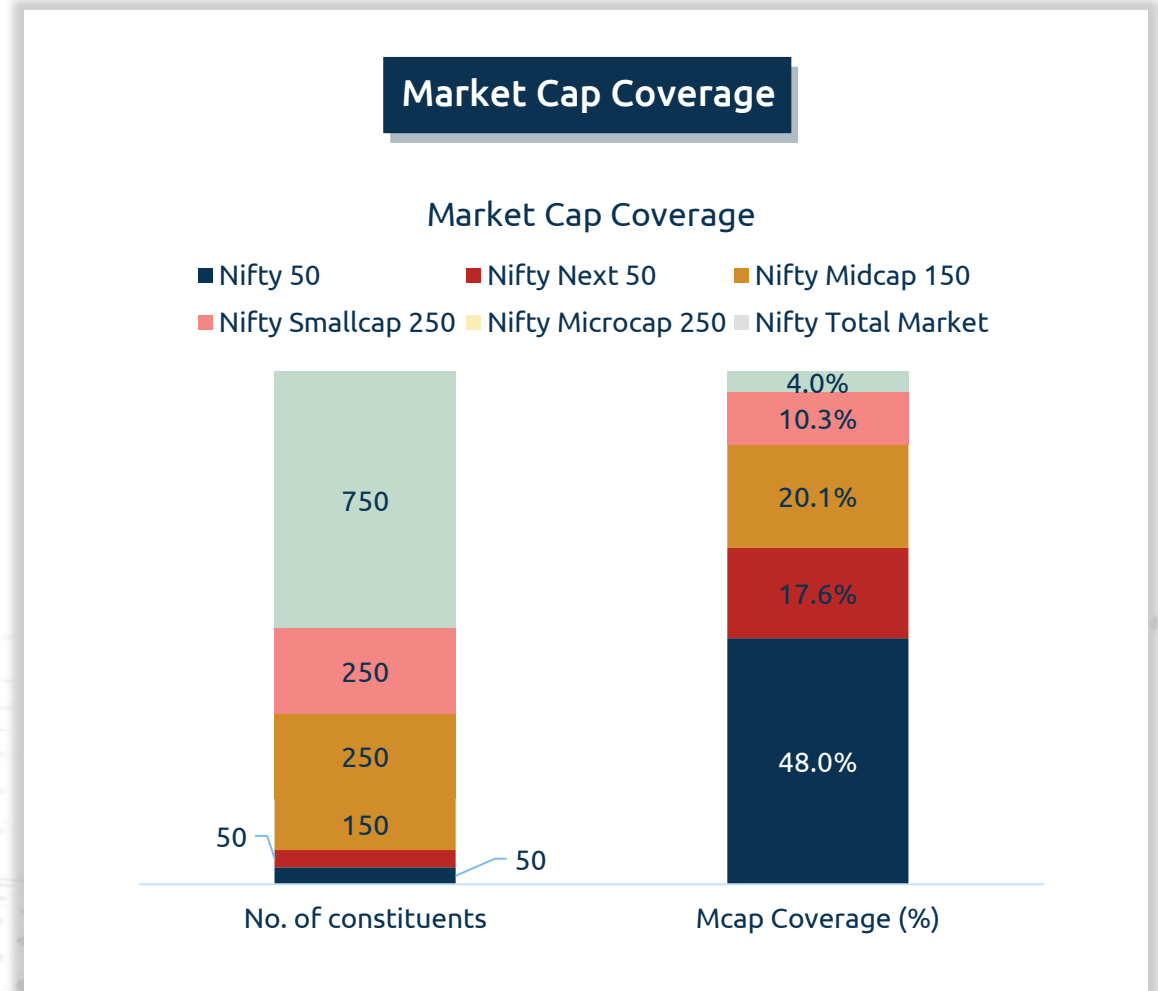
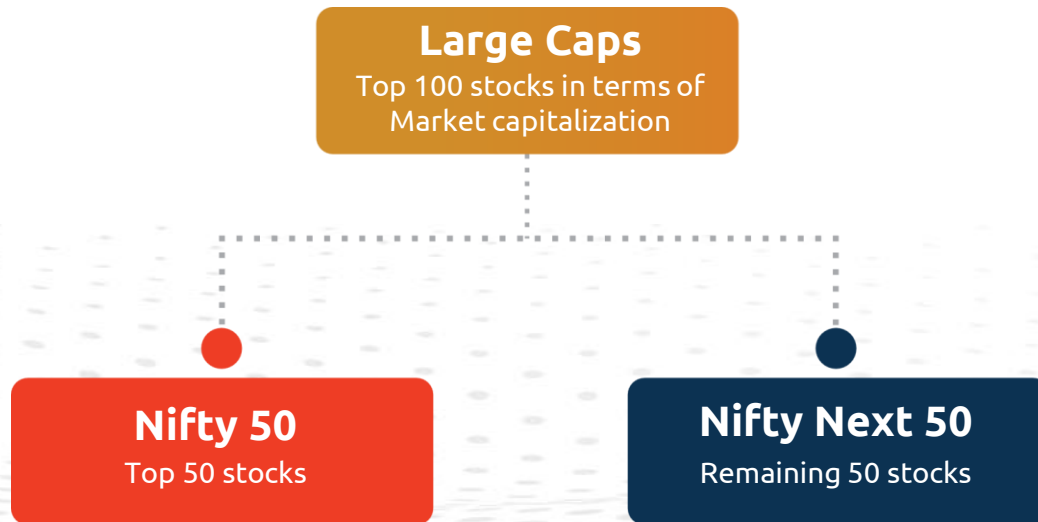


Bandhan
Mutual Fund

Badhte Raho

Decoding the Nifty Next 50 Index

- ▶ The Nifty Next 50 represents the remaining 50 stocks from the Nifty 100, after excluding the Nifty 50 companies.
- ▶ This index accounts for 18% of the full market capitalisation of stocks listed on the NSE.





Why should you consider investing in the **Nifty Next 50 Index**

Exposure to Industry Disrupting Large Companies

Avenue Supermarts



(Consumer Discretionary)

Info Edge India



(Consumer Discretionary)

Godrej Consumers



(FMCG)

Pidilite Industries



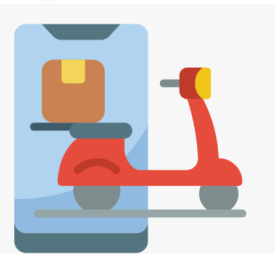
(Commodities)

Interglobe Aviation



(Services)

Zomato



(Consumer Discretionary)

LTI Mindtree Technology

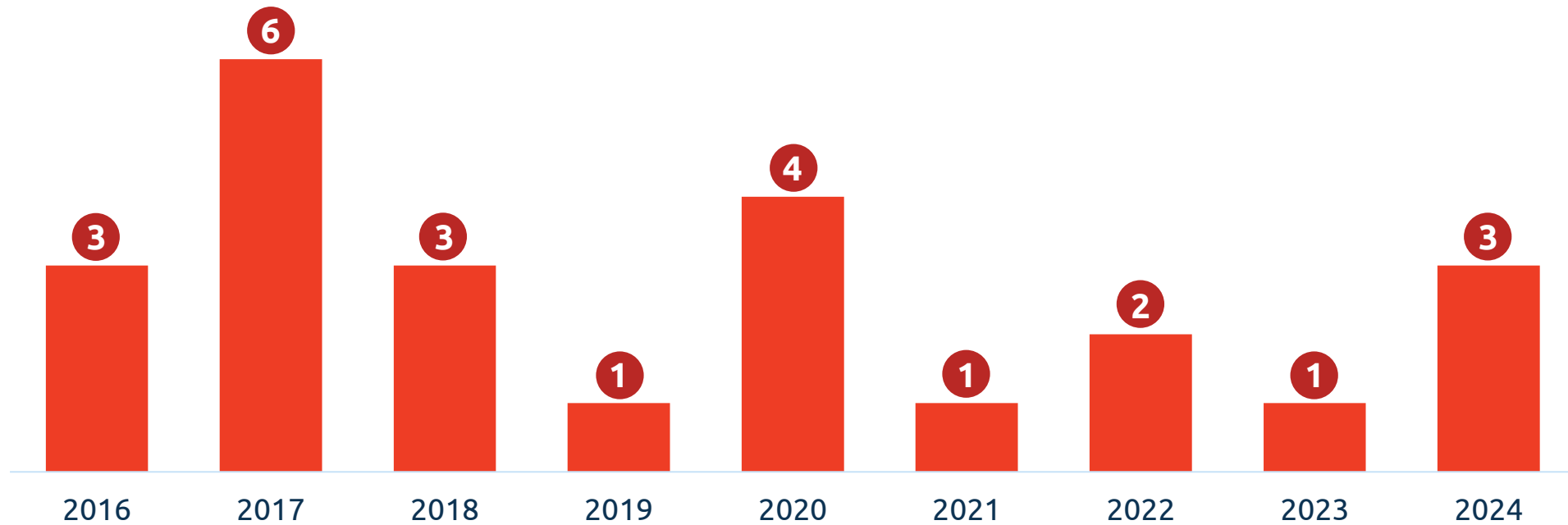


(Information Technology)

In the last 9 years, 24 stocks have advanced to the Nifty 50

More often than not, stocks from Nifty Next 50 basket tend to transition to Nifty 50

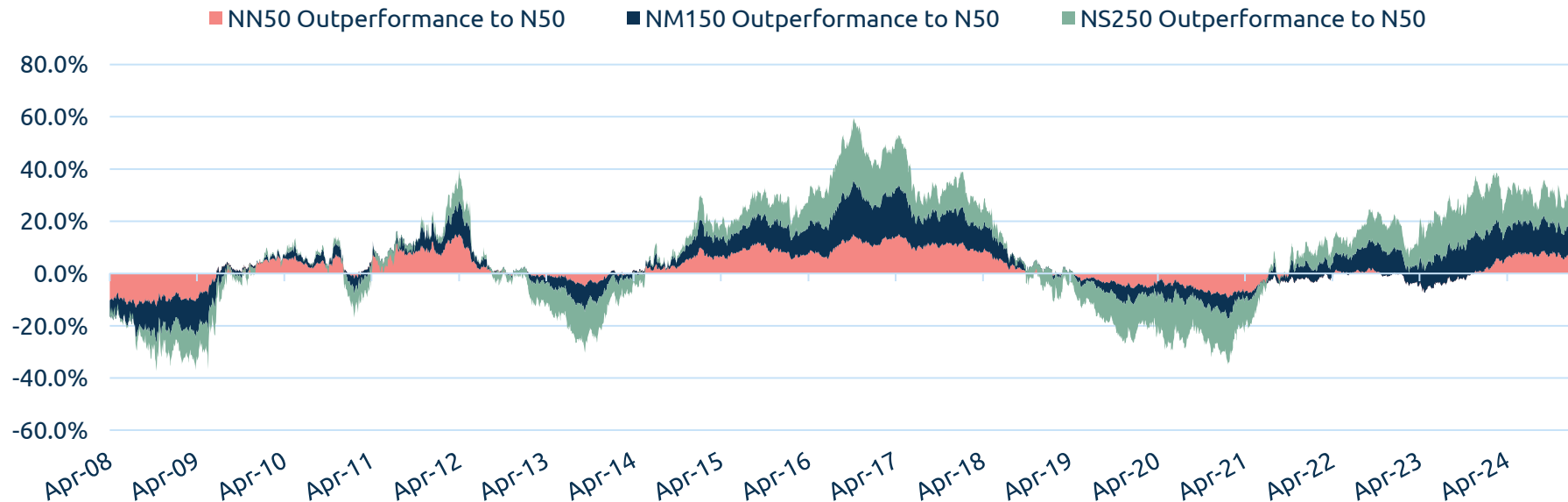
No. of stocks that transitioned to Nifty 50



Nifty Next 50: Strength of Large Caps, Spirit of Mid & Small Caps

In the last 9 years, 24 stocks have graduated to the Nifty 50

3 Year Rolling Return Outperformance to Nifty 50




The Nifty Next 50, a large-cap index, frequently aligns with the trends of mid and small-cap stocks, outperforming the Nifty 50 when they perform well and underperforming when they fall behind.



About the Nifty Next 50 Index

Index Methodology: How are Stocks Selected?



1



ELIGIBILITY CRITERIA

Nifty 100 Index

3



STOCK SELECTION

Remaining 50 stocks
after excluding the
constituents of Nifty 50

2



WEIGHTAGE

Based on Free Float
*M.cap of stocks

4



REBALANCING

Semi-Annual (Mar & Sep)

Risk vs. Returns: Where does the Nifty Next 50 Stand?

Parameter	Period	Nifty 50 TRI	Nifty Next 50 TRI	Nifty 100 TRI
CAGR	1 Year	9.6%	15.0%	10.3%
	3 Year	12.0%	16.3%	12.3%
	5 Year	15.8%	18.4%	16.0%
	10 Year	11.7%	13.7%	11.9%
Volatility	1 Year	13.8%	21.3%	14.6%
	3 Year	13.9%	18.1%	14.2%
	5 Year	19.0%	19.9%	18.8%
	10 Year	16.5%	18.1%	16.4%
Risk adj.return	1 Year	0.69	0.71	0.71
	3 Year	0.87	0.90	0.87
	5 Year	0.83	0.92	0.85
	10 Year	0.71	0.75	0.73



Recent Correction: Should you be worried?

Frontline stocks plunged due to selling pressure from FIIs

Periodicity	Nifty 50 TRI	Nifty Next 50 TRI	Nifty 100 TRI	Nifty Midcap 150 TRI	Nifty Smallcap 250 TRI
1 Month	-0.4%	-7.1%	-1.7%	-6.1%	-10.7%
3 Month	-2.7%	-9.5%	-3.8%	-4.8%	-10.6%
6 Month	-5.3%	-15.3%	-7.2%	-9.0%	-11.4%
9 Month	5.2%	-2.2%	3.7%	5.5%	0.6%

Due to the selling pressure from FIIs, large caps have seen sharper declines compared to mid and small caps.

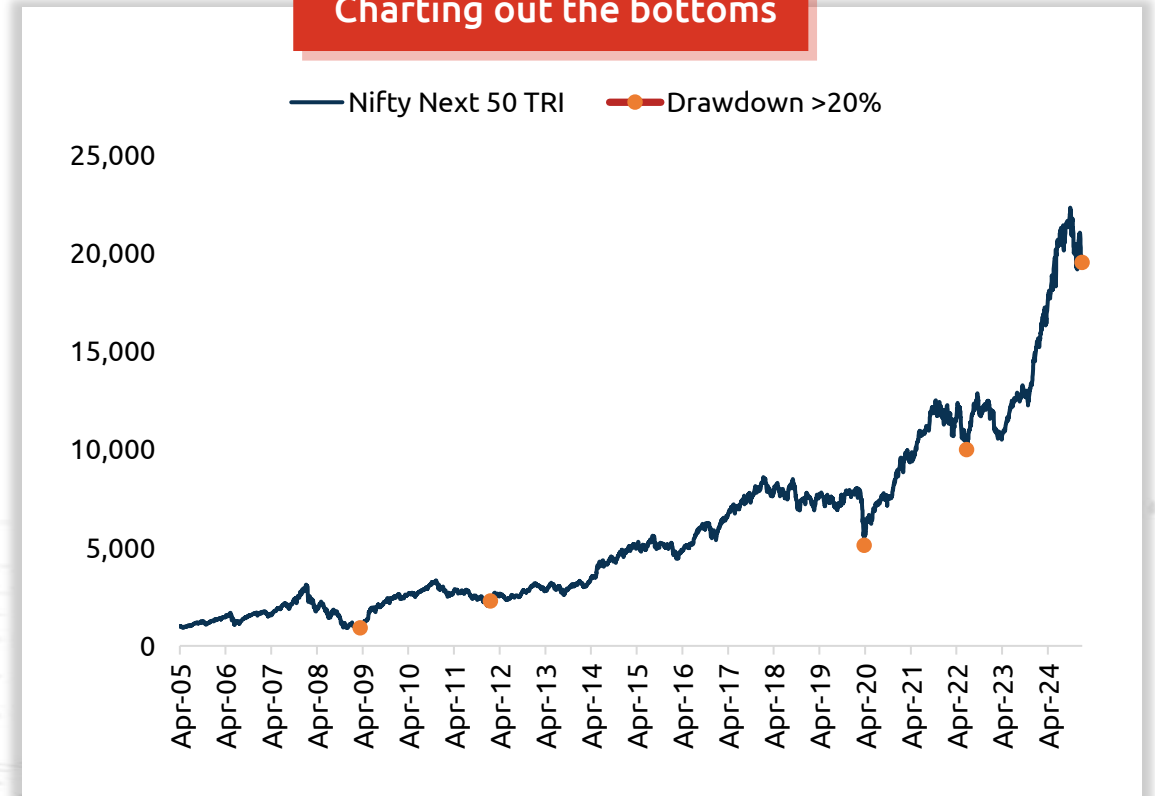
Market Corrections & Rebounds: A Potential Entry Point?

Historically, the index has bounced back strong whenever it has declined more than 20%.

Historical Performance

Date	Fall from previous peak	Time taken to recover previous peak	1 Year Forward Return	2 Year Forward return
13-Mar-09	-70.5%	560	179.0%	69.3%
18-Jan-12	-31.4%	799	36.9%	17.2%
23-Mar-20	-40.4%	254	89.3%	49.4%
20-Jun-22	-20.1%	84	24.9%	43.2%
27-Jan-25	-21.8%	?		

Charting out the bottoms



Nifty Next 50: Outpacing Nifty 50 and the Nifty 100

3-Year Rolling Return	Nifty 50 TRI	Nifty Next 50 TRI	Nifty 100 TRI
Average	12.5%	14.5%	12.9%
Minimum	-5.0%	-15.0%	-6.4%
Maximum	41.9%	44.3%	40.7%

5 Year Rolling Return	Nifty 50 TRI	Nifty Next 50 TRI	Nifty 100 TRI
Average	12.3%	14.6%	12.7%
Minimum	-1.9%	-0.2%	-1.6%
Maximum	23.3%	30.0%	23.5%

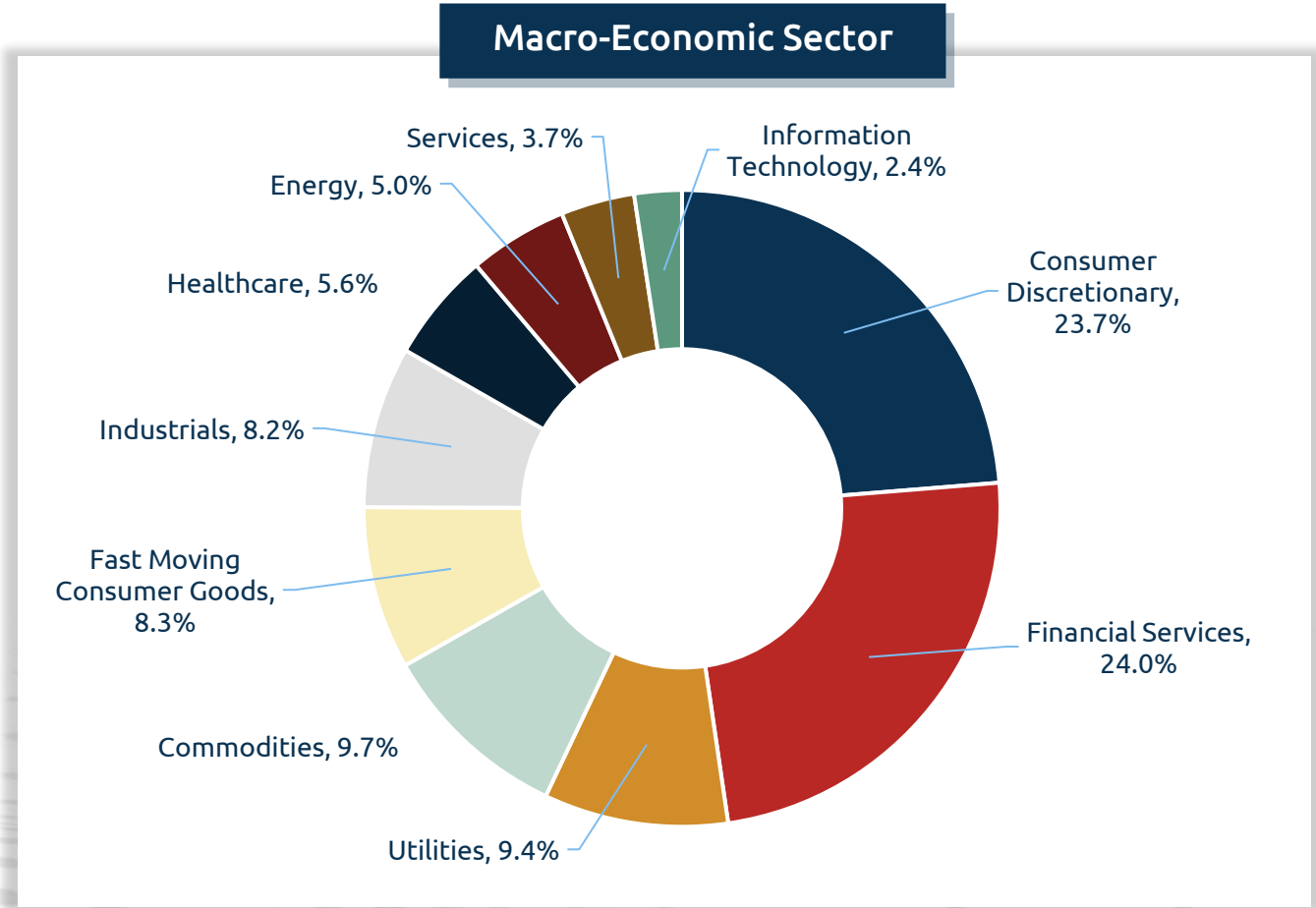
Simulated Index SIP returns

Nifty Next 50 TRI	1 Year	3 Year	5 year	7 Year	10 Year
SIP Returns	-12.02%	19.04%	19.60%	17.09%	15.25%
Amount Invested	1,20,000	3,60,000	6,00,000	8,40,000	12,00,000
Market Value	1,12,035	4,76,470	9,77,880	15,45,381	26,67,033

For SIP returns, a monthly investment of ₹ 10,000 on the first business day of every month has been considered. Performance is calculated using the Total Return Index, with zero cost/expenses. Past performance may or may not be sustained in the future.

Index Stock & Sector Holding

Sr. No	Stock	Sector	Weight
1	Zomato Ltd.	Consumer Disc.	6.7%
2	Interglobe Aviation Ltd.	Services	3.7%
3	Jio Financial Services Ltd.	Financial Services	3.5%
4	Vedanta Ltd.	Commodities	3.3%
5	Hindustan Aeronautics	Industrials	3.3%
6	Varun Beverages Ltd.	FMCG	3.2%
7	Divi's Laboratories Ltd.	Healthcare	3.1%
8	Tata Power Co. Ltd.	Utilities	2.7%
9	Power Finance Corp	Financial Services	2.7%
10	Info Edge (India) Ltd.	Consumer Disc	2.7%
Total			35.0%



Valuations are lower than 5-year Average

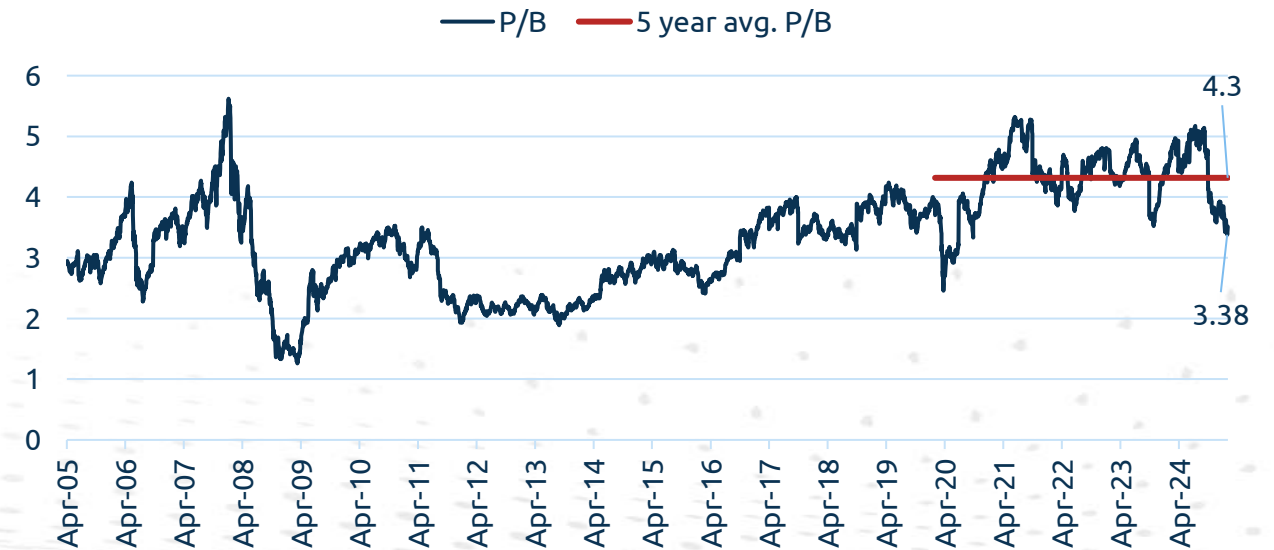
Trailing P/E

Trailing PE of 23.1, trading lower than 5 year average



Trailing P/B

Price to Book



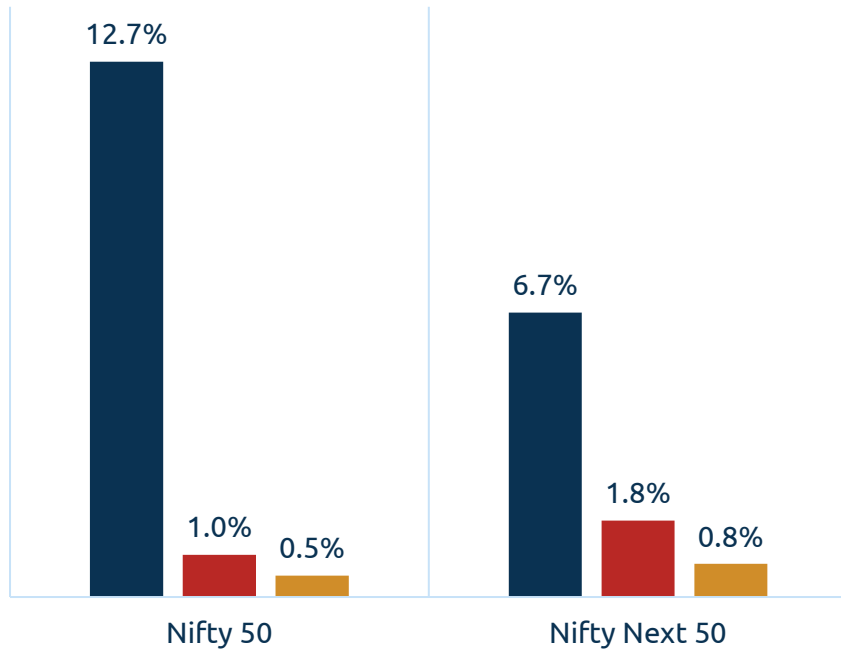


Nifty Next 50: Is it Nifty 50 Junior or Distinctly Different?

The Nifty Next 50: A Broader Strategy

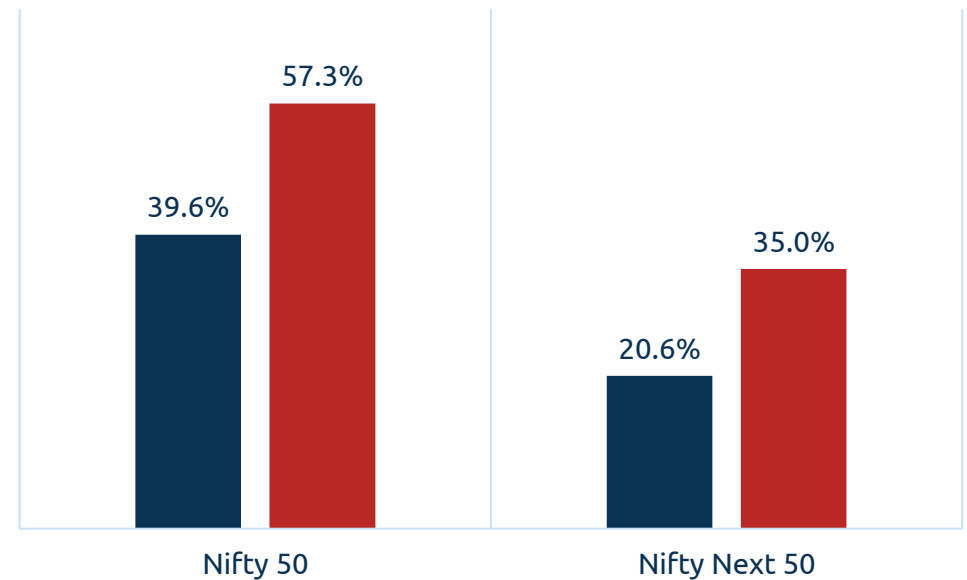
Stock Weights

■ Largest ■ Median ■ Smallest



Stock Weights – Top 5 & Top 10

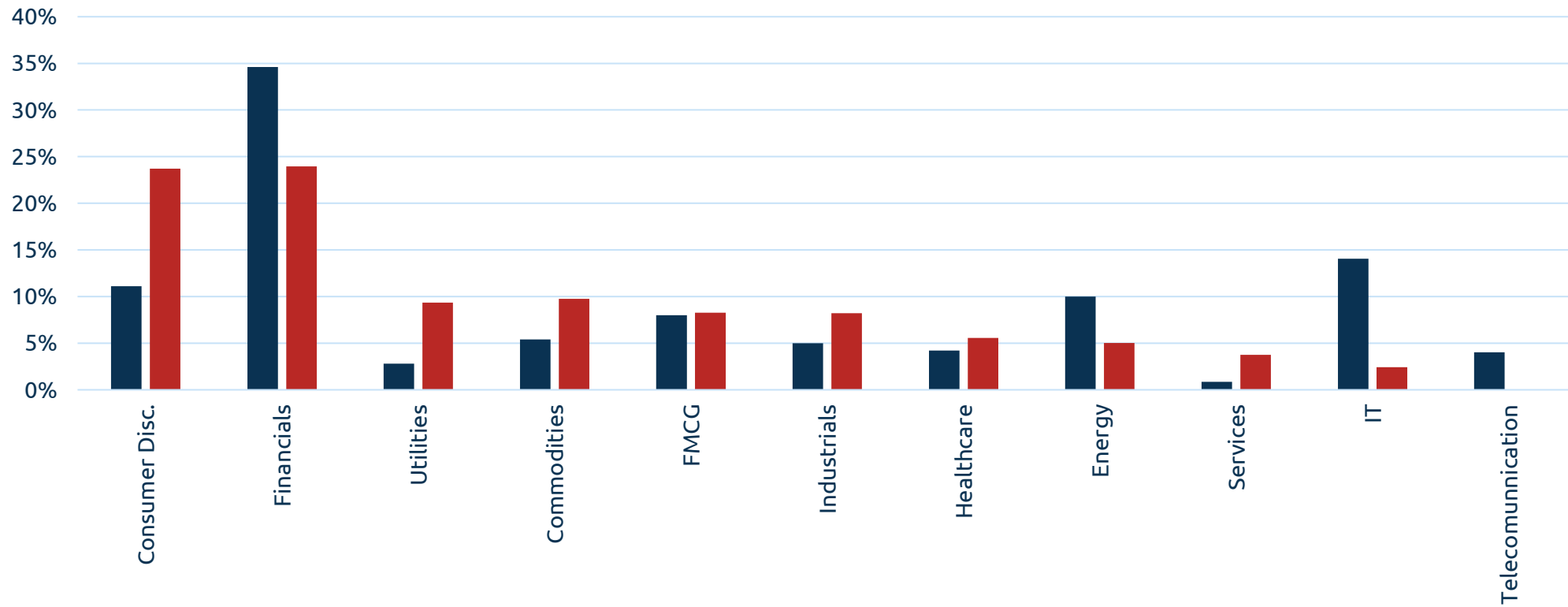
■ Weight of Top 5 stocks ■ Weight of Top 10 stocks



Divergent Sector Mix serves as complementary strategies


Sector Allocation

■ Nifty 50 TRI ■ Nifty Next 50 TRI




Key Takeaways




- 


The Nifty Next 50 includes the next 50 stocks from the Nifty 100, excluding Nifty 50, and accounts for 18% of the NSE's market capitalization

1
- 


It offers exposure to disruptive large companies, acts as a gateway to the Nifty 50, and despite being large-cap behaves more like a mid-cap and small-cap index.

2
- 

The index is not just a junior version of the Nifty 50; it is a distinctly different index with its unique strategy and composition.

3
- 

Historically, when the index has fallen more than 20% it has tended to bounce back stronger.

4
- 

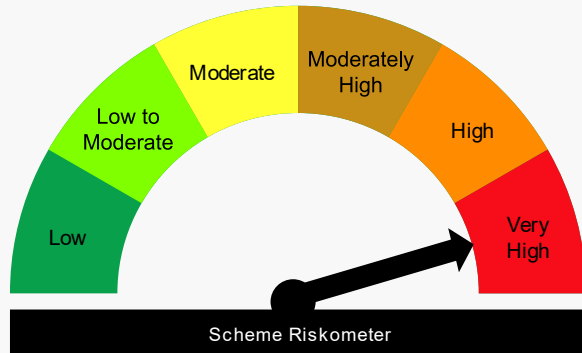
The index is more diversified and has historically tended to outperform the Nifty 50 Index

5

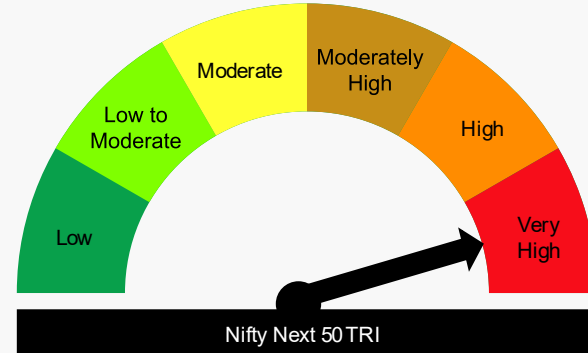
Bandhan Nifty Next 50 Index Fund Details

Type of scheme	An open-ended scheme tracking the Nifty Next 50 Index
NFO Dates	13 th February 2025 to 25 th February 2025
Benchmark	Nifty Next 50 TRI
Exit Load	<ul style="list-style-type: none">• 0.25% - if redeemed on or before 15 days from the allotment date• Nil – if redeemed after 15 days from the allotment date
Fund Manager	Mr. Nemish Sheth
Investment Objective	The investment objective of the Scheme is to replicate the Nifty Next 50 Index by investing in securities of the Nifty Next 50 Index in the same proportion/weightage with an aim to provide returns before expenses that track the total return of the Nifty Next 50 Index, subject to tracking errors. However, there is no assurance or guarantee that the objectives of the scheme will be realized and the scheme does not assure or guarantee any returns.
Minimum application amount	Lumpsum purchase – Rs. 1000/- and in multiples of Re. 1/- thereafter Additional purchase – Rs. 1000/- and in multiples of Re. 1/- thereafter Repurchase/Redemption – Rs. 500/- or the account balance of the investor, whichever is less SIP - Rs. 100/- and in multiples of Re. 1 thereafter [Minimum 6 installments] SWP - Rs. 200/- and any amount thereafter STP - Rs. 500/- and any amount thereafter

Disclosure



The risk of the scheme is very high.



The risk of the benchmark is very high.

Bandhan Nifty Next 50 Index Fund (An open-ended scheme tracking Nifty Next 50 Index)

This product is suitable for investors who are seeking*:

- To create wealth over a long term.
- Investment in equity and equity-related instruments belonging to Nifty Next 50 Index

*Investors should consult their financial advisers if in doubt about whether the product is suitable for them.

MUTUAL FUND INVESTMENTS ARE SUBJECT TO MARKET RISKS, READ ALL SCHEME RELATED DOCUMENTS CAREFULLY.

The Disclosures of opinions/in-house views/strategy incorporated herein are provided solely to enhance the transparency about the investment strategy/theme of the Scheme and should not be treated as an endorsement of the views/opinions or as investment advice. This document should not be construed as a research report or a recommendation to buy or sell any security. This document has been prepared based on information, which is already available in publicly accessible media or developed through analysis of Bandhan Mutual Fund. The information/views/opinions provided are for informative purposes only and may have ceased to be current by the time it reaches the recipient, which should be taken into account before interpreting this document. The recipient should note and understand that the information provided above may not contain all the material aspects relevant for making an investment decision and the security may or may not continue to form part of the scheme's portfolio in the future. Investors are advised to consult their investment advisor before making any investment decision in light of their risk appetite, investment goals, and horizon. The decision of the Investment Manager may not always be profitable; as such decisions are based on the prevailing market conditions and the understanding of the Investment Manager. Actual market movements may vary from the anticipated trends. This information is subject to change without any prior notice. The Company reserves the right to make modifications and alterations to this statement as may be required from time to time. Neither Bandhan Mutual Fund / Bandhan Mutual Fund Trustee Limited/ Bandhan AMC Limited, its Directors, nor its representatives shall be liable for any damages whether direct or indirect, incidental, punitive special or consequential including lost revenue or lost profits that may arise from or in connection with the use of the information.



Thank You