

**Our expertise.  
Your advantage.**

Every business cycle presents an opportunity.

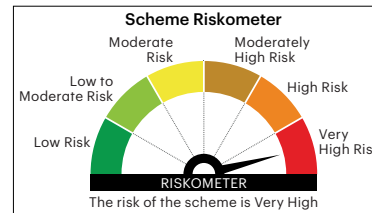
Presenting  
**Invesco India  
Business Cycle Fund**

(An open ended equity scheme following business cycles based investing theme)

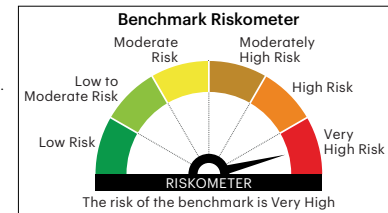
**NFO Period:  
6 Feb - 20 Feb, 2025**

**This product is suitable for investors who are seeking\*:**

- Capital appreciation over long term
- Investments predominantly in equity and equity related instruments with a focus on riding business cycles through dynamic allocation between various sectors and stocks at different stages of business cycles in the economy



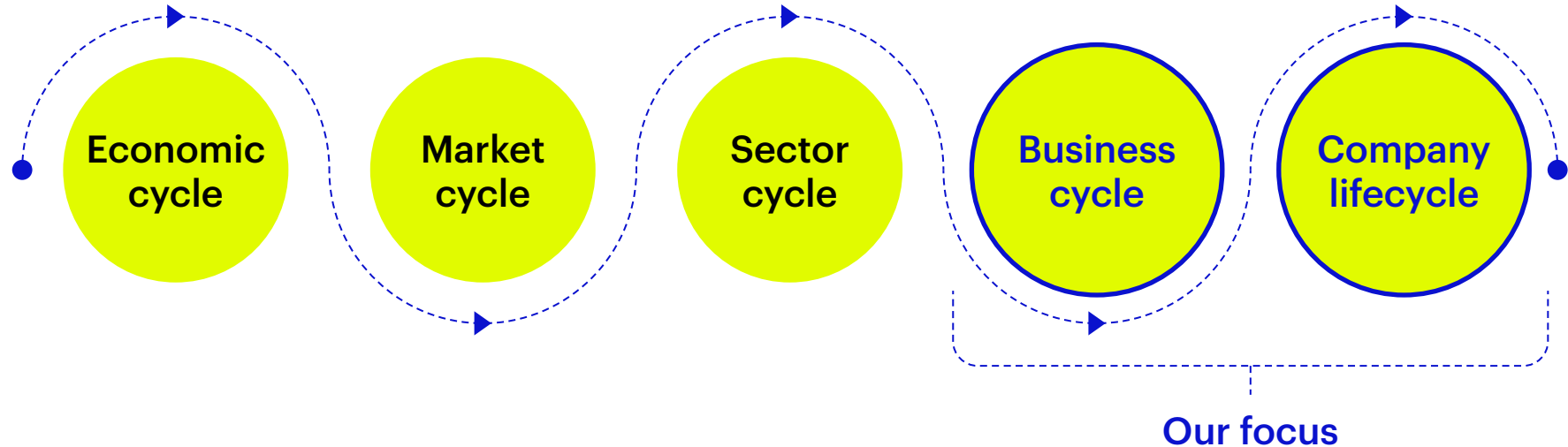
As per AMFI tier 1 Benchmark i.e. **Nifty 500 TRI**



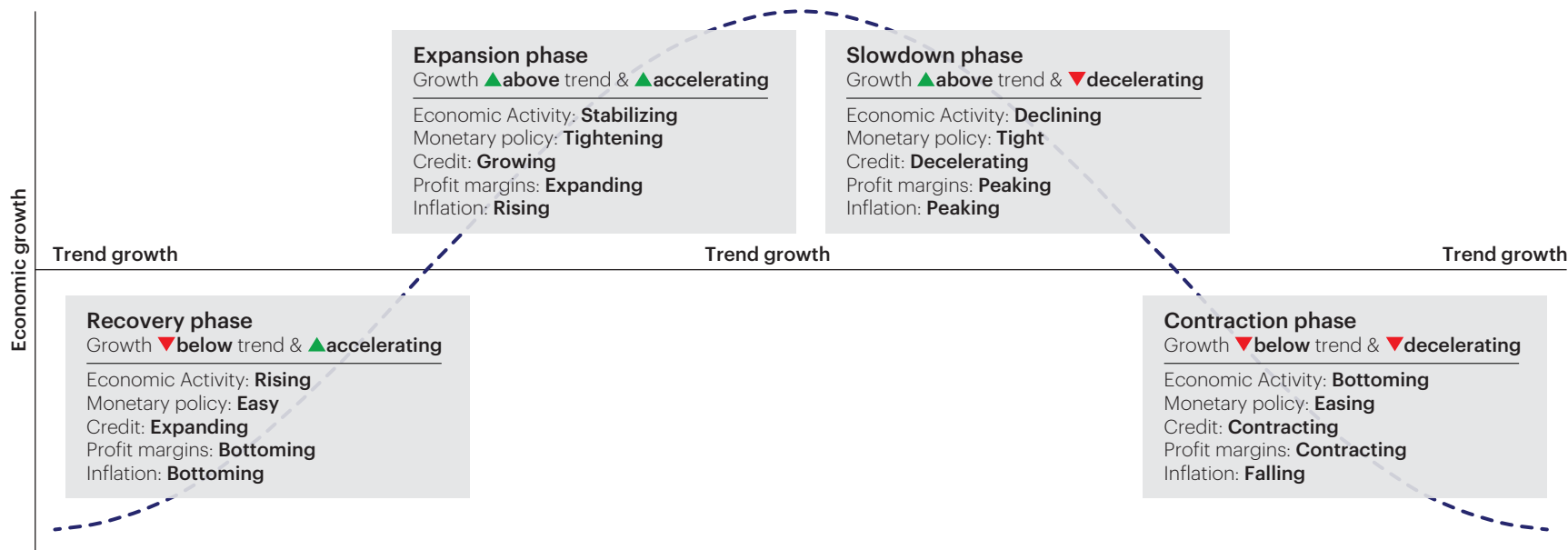
**\*Investors should consult their financial advisers if in doubt about whether the product is suitable for them.**

Note: The above product labelling assigned during the New Fund Offer (NFO) is based on internal assessment of the scheme characteristics or model portfolio and the same may vary post NFO when the actual investments are made.

**Business cycle investing approach encompasses not just cyclical fluctuations in an economy but also understanding company specific nuances**



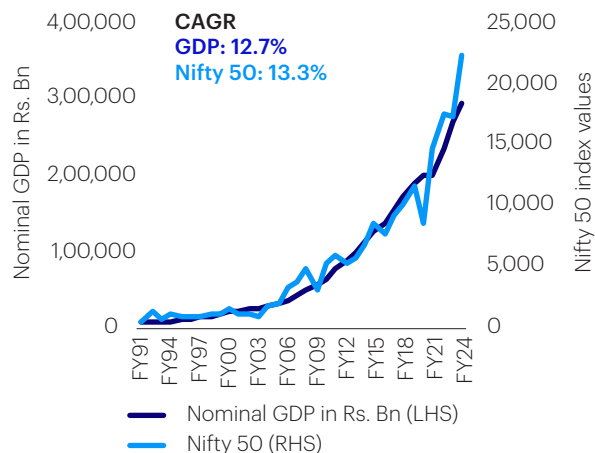
## Economic cycle is characterized by different phases; each presenting a unique investment opportunity



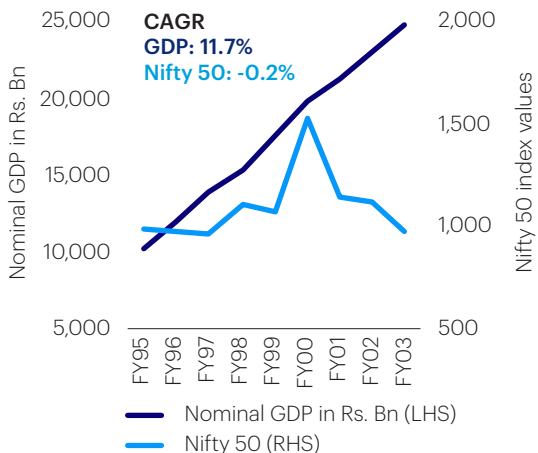
**Disclaimer:** The above chart is for illustration purpose only to explain different phases of economic cycles and how various parameters may behave during a particular phase of economic cycle. The parameters referred above are indicative in nature and does not include all the parameters that may operate during various economic cycles and may change based on evolving conditions. The economic cycles mentioned above should not be construed as lifecycle of a company. The information alone is not sufficient and shouldn't be used for the development or implementation of an investment strategy.

## However, market cycles do not always follow economic cycles, with periods where equity market performance diverges from economic growth

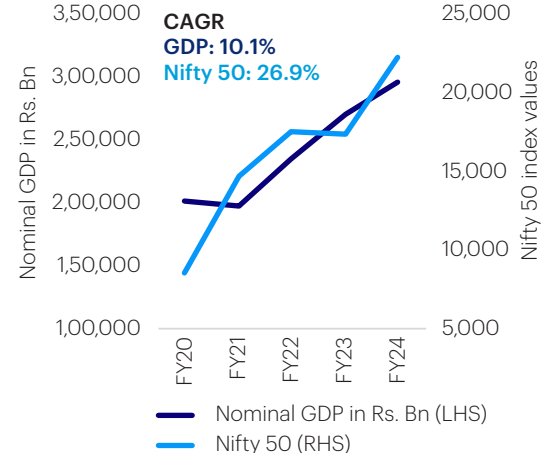
Equity market performance tends to be in line with GDP growth in the long term



GDP is trending up while Equity market performance has been flat



Equity market has considerably outperformed GDP growth



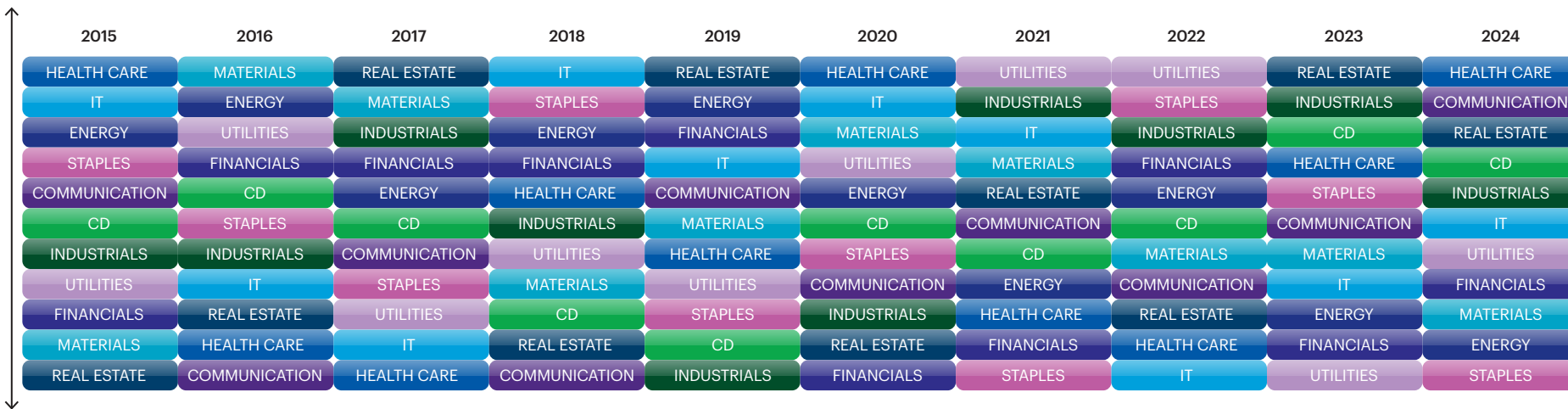
GDP: Gross Domestic Product, Bn: Billion, CAGR: Compounded Annual Growth Rate  
 Source: Aventus Spark

**Past performance may or may not be sustained in future.**

**Disclaimer:** The purpose of above charts is to explain the market cycle which does not necessarily follow economic cycles. The above chart is for illustration purpose only and should neither be used for the development or implementation of an investment strategy nor construed as investment advice to any party.

## Further, sector performances can vary significantly within a market cycle, highlighting the need for strategic sector allocation

Best



Worst

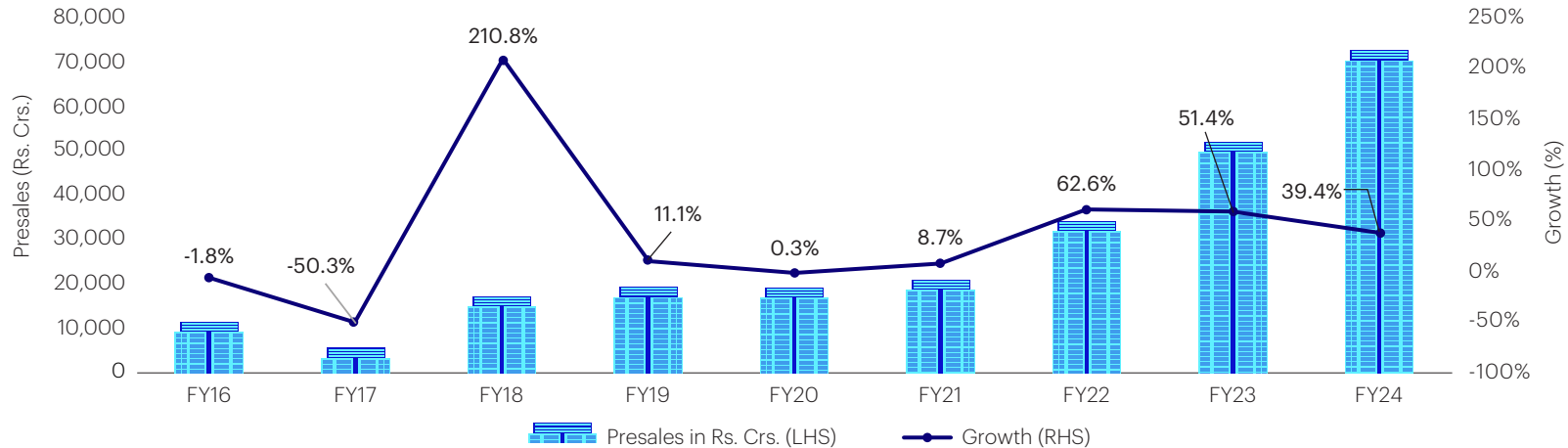
### Past performance may or may not be sustained in future.

Source: Bloomberg. Analysis based on calendar year returns of GICS sectors of BSE 500 index. CD – Consumer discretionary. IT – Information Technology, Communication: Communication Services, Staples: Consumer Staples. The sectors are ranked on 1 year absolute returns.

**Disclaimer:** The above analysis is based on performance of BSE 500 index and is not exhaustive. The sectors referred above should not be construed as recommendation, advice to buy, sell or in any manner transact in the sector and neither should it be considered as Research Report from Invesco Asset Management (India) Private Limited (IAMI) and/or Invesco Mutual Fund (IMF). The Scheme may or may not have any future positions in these sectors. It should not be construed as a promise on minimum returns and safeguard of capital. The IAMI/IMF is not guaranteeing or forecasting any returns.

## Illustration: Real estate sector which faced challenges pre-covid, is now experiencing revival

### Surge seen in Presales numbers (in Rs. Crs.)



Note: Pre-Sales numbers aggregate for top 4 large developers. One of the large developers got listed in FY18, resulting in a major uptick in presales numbers.

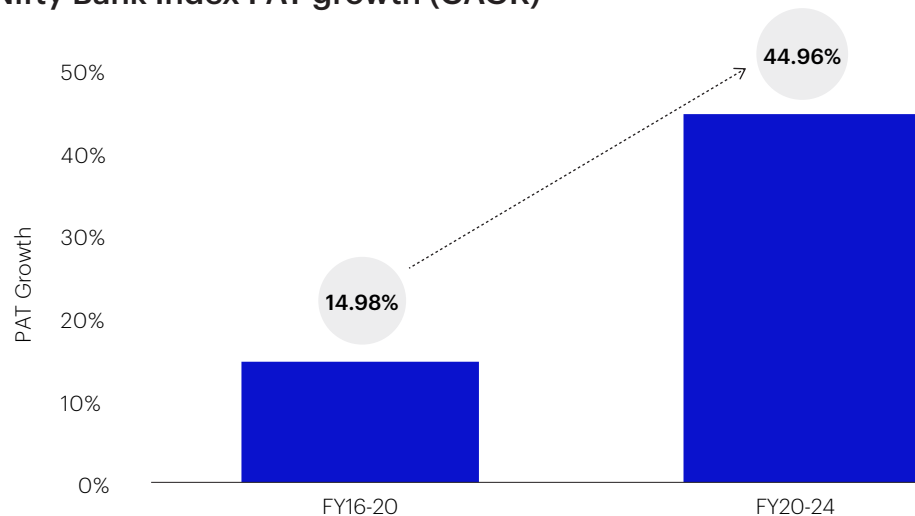
Source: Invesco Asset Management (India) Pvt. Ltd.

**Past performance may or may not be sustained in future.**

**Disclaimer:** The above chart is for illustration purpose only and shouldn't be used for the development or implementation of an investment strategy. It should not be construed as investment advice to any party or construed as a promise on minimum returns and safeguard of capital. Invesco Asset Management (India) Pvt. Ltd./Invesco Mutual Fund is not guaranteeing or promising or forecasting any returns. The Scheme may or may not have any future positions in this sector.

## Illustration: Banking sector has benefited from cyclical upturns post Covid

Nifty Bank Index PAT growth (CAGR)



PAT: Profit after Tax, CAGR: Compounded Annual Growth Rate  
Source: Invesco Asset Management (India) Pvt. Ltd., Elara Capital

**Disclaimer:** The above chart is for illustration purpose only and shouldn't be used for the development or implementation of an investment strategy. It should not be construed as investment advice to any party or construed as a promise on minimum returns and safeguard of capital. Invesco Asset Management (India) Pvt. Ltd./Invesco Mutual Fund is not guaranteeing or promising or forecasting any returns. The Scheme may or may not have any future positions in this sector.

Relying only on economic or market /sector cycles may not be enough because each business/company has its own growth story, which may not match these cycles





**Business cycle involves assessing sub-segments within a sector and identifying emerging themes that provide structural benefits**



## Within every sector, there are various sub segments

Sectors	Sub-segments				
<b>Financials</b>	Banks	NBFCs	AMCs	Capital Markets	Insurance
<b>Healthcare</b>	Domestic Pharma	Pharma Exporters	Hospitals	CDMO	Diagnostics
<b>Consumer Discretionary</b>	Auto/Auto-ancillary	Hotels	Durables	Airlines	Retailers
<b>IT</b>	IT Services	IT Hardware	ER&D	New Age Tech	
<b>Industrials/Infrastructure</b>	Capital Goods	Defense	Electronic Manufacturing Services	Ports & Logistics	Airports

NBFC: Non-Banking Financial Companies, AMCs: Asset Management Companies, CDMO: Contract Development and Manufacturing Organization, FMCG: Fast Moving Consumer Goods, ER&D: Engineering Research & Development Firms, IT : Information Technology

**Disclaimer:** The list of sectors/sub-segments mentioned above is not an exhaustive list and there could be other sub-segments within respective sectors as well. The sectors/sub-segments referred above should not be construed as recommendation, advice to buy, sell or in any manner transact in these sector/sub-segments and neither should it be considered as Research Report from Invesco Asset Management (India) Private Limited and/or Invesco Mutual Fund. The Scheme may or may not have any future positions in these sectors/sub-segments.


## Business cycle investing focuses on finding better opportunities among the sub segments as each segment is positioned differently


### Financials

	High Growth	Neutral	Low Growth
Banks			Low Growth
NBFCs		Neutral	
AMCs	High Growth		
Capital Markets	High Growth		
Insurance		Neutral	

### Healthcare

	High Growth	Neutral	Low Growth
Domestic Pharma		Neutral	
Pharma Exporters			Low Growth
Hospitals	High Growth		
CDMO	High Growth		
Diagnostics			Low Growth

 High growth is phase when Revenue Growth > Nominal GDP Growth

 Neutral growth is when Revenue Growth is closer to Nominal GDP Growth

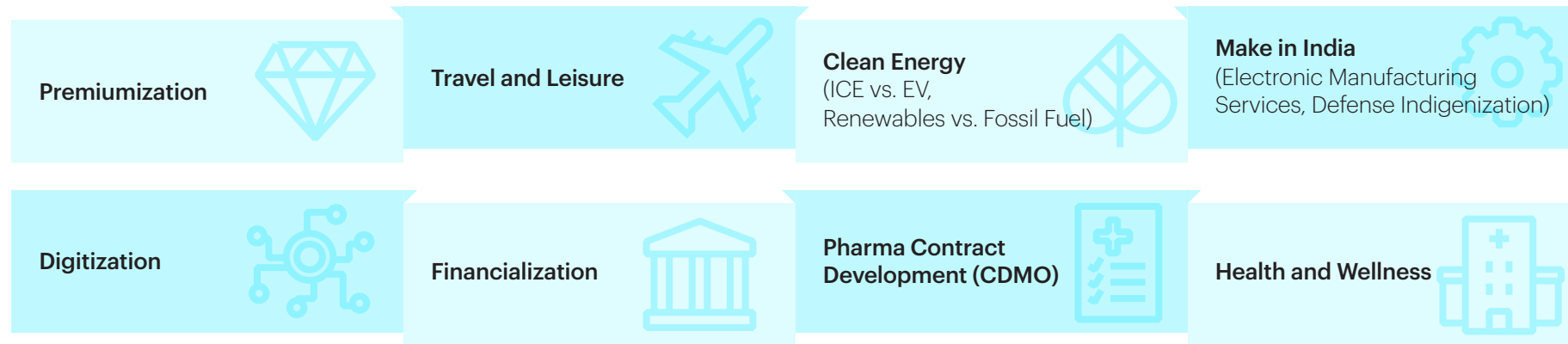
 Low growth phase is when Revenue Growth < Nominal GDP Growth

NBFC: Non-Banking Financial Companies, AMCs: Asset Management Companies, CDMO: Contract Development and Manufacturing Organization

**Disclaimer:** The purpose of above table is to explain that different sub-segments within a particular sector may experience different phases of business cycle. The list of sub-segments mentioned within respective sectors is not exhaustive and there could be other sub-segments within respective sectors as well. The sectors/sub-segments referred above should not be construed as recommendation, advice to buy, sell or in any manner transact in these sector/sub-segments and neither should it be considered as Research Report from Invesco Asset Management (India) Private Limited and/or Invesco Mutual Fund. The Scheme may or may not have any future positions in these sectors/sub-segments.

## Further, themes influence different sectors, sub-segments and companies differently. Understanding them helps us select the right businesses

### Themes influencing Business Cycle



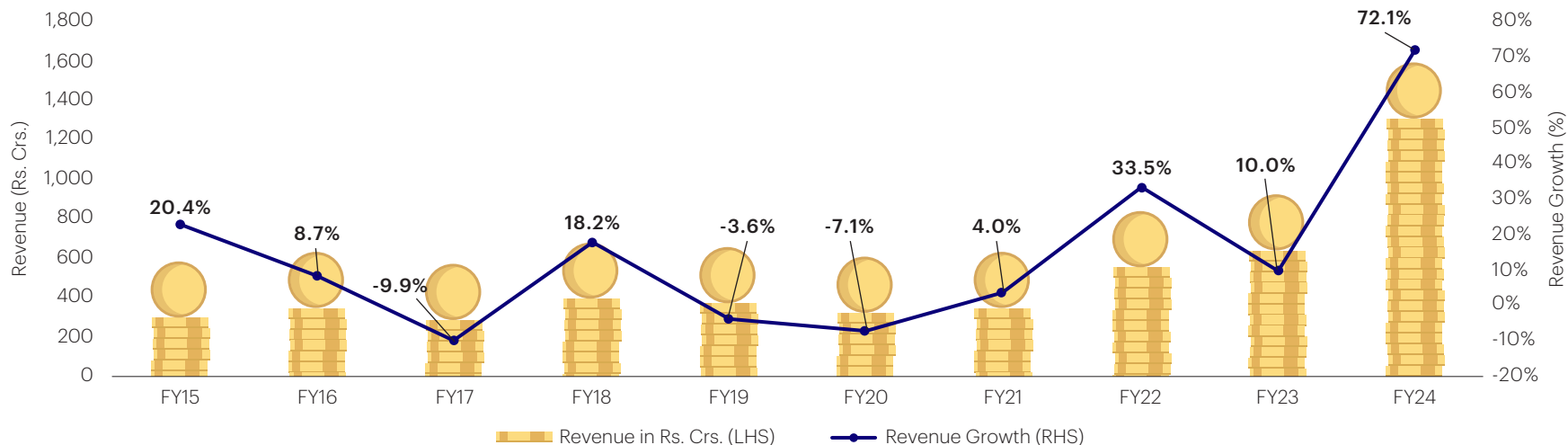
ICE: Internal Combustion Engine, EV: Electric Vehicle, CDMO: Contract Development and Manufacturing Organization

**Disclaimer:** The purpose of above illustration is to explain that there are various themes which influence different sectors, sub-segments and companies differently. The themes mentioned above for identification and selection of sector/sub-segment/companies are some of the themes and not an exhaustive list. There could be other themes as well which might have an impact on sectors, sub-segments and companies. The information alone is not sufficient and shouldn't be used for the development or implementation of an investment strategy. It should not be construed as recommendation, advice to buy, sell or transact in any manner and neither should it be considered as Research Report from Invesco Asset Management (India) Private Limited and/or Invesco Mutual Fund. The Scheme may or may not have any future positions in them.

## Theme in Focus: Financialization

India's capital markets have been growing strongly over the past few years signaling a strong investment trend

### Revenue growth of a Capital market player



Source: [www.screener.in](http://www.screener.in), Invesco Asset Management (India) Pvt. Ltd.

**Past performance may or may not be sustained in future.**

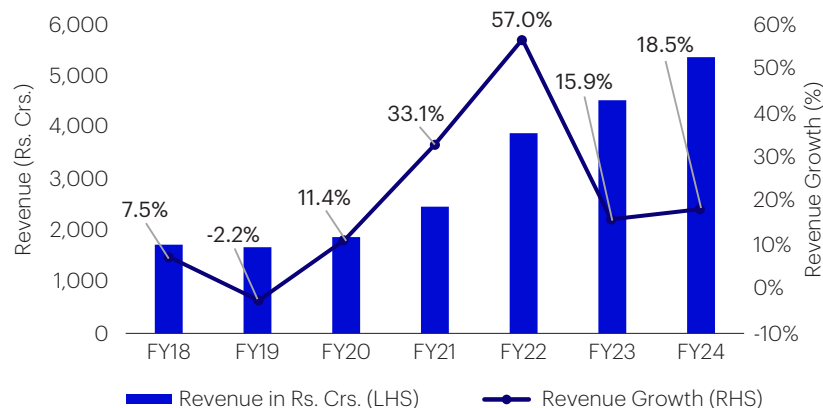
**Disclaimer:** The above chart is to explain the revenue and revenue growth of one of the 10 listed companies within our categorized investment universe benefiting from Financialization theme. There may be other companies which may have benefited from Financialization theme and currently not forming part of our categorized investment universe. The above chart is for illustration purpose only and should not be construed as recommendation, advice to buy, sell or transact in any manner in these companies / sector / sub-segments / themes neither should it be considered as Research Report from Invesco Asset Management (India) Private Limited ('IAMI') and/or Invesco Mutual Fund ('IMF'). It shouldn't be used for development or implementation of an investment strategy. IAMI/IMF is not guaranteeing or promising or forecasting any returns. The Scheme may or may not have positions in these sectors / sub-segment(s) / themes / companies.

## Theme in Focus: Health & Wellness

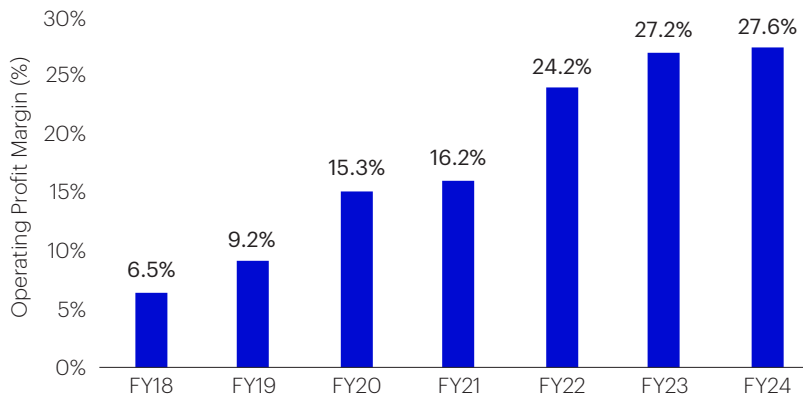
Post covid recovery has fueled hospital profits, making healthcare a thriving sector

A private hospital chain in India

### Revenue Growth



### Operating Profit Margin



Source: [www.screener.in](http://www.screener.in), Invesco Asset Management (India) Pvt. Ltd.

**Past performance may or may not be sustained in future.**

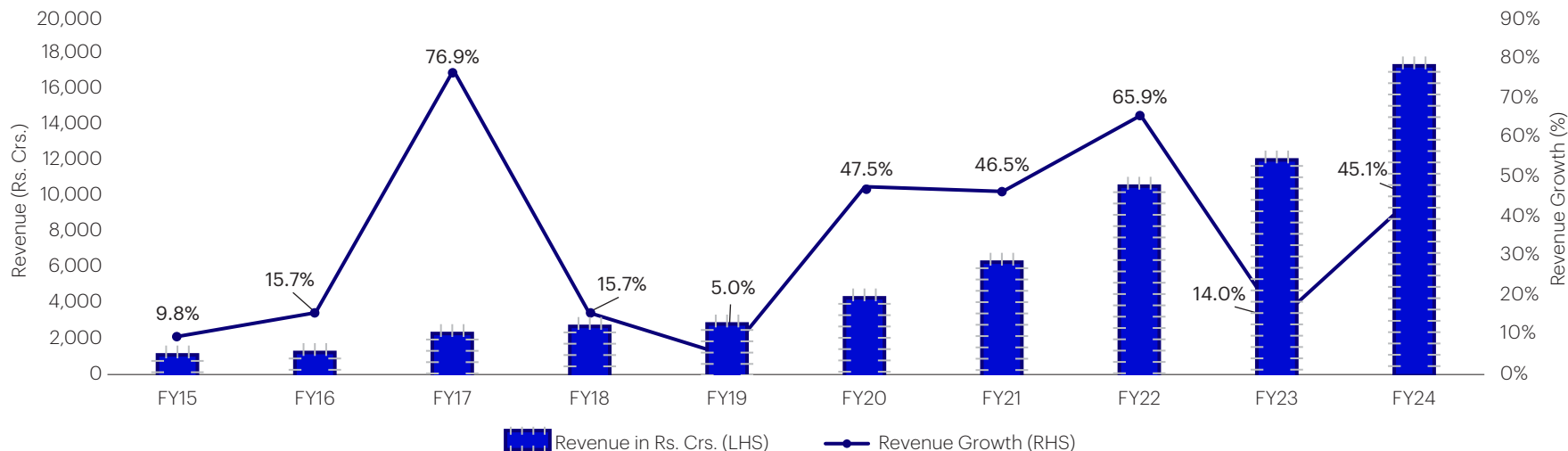
**Disclaimer:** The above chart is to explain the revenue and revenue growth of one of the 5 listed companies within our categorized investment universe benefiting from increased focus on Health & Wellness theme. There may be other companies which may have benefited from Health & Wellness theme and currently not forming part of our categorized investment universe. The above chart is for illustration purpose only and should not be construed as recommendation, advice to buy, sell or transact in any manner in these companies / sector / sub-segments / themes neither should it be considered as Research Report from Invesco Asset Management (India) Private Limited ('IAMI') and/or Invesco Mutual Fund ('IMF'). It shouldn't be used for development or implementation of an investment strategy. IAMI/IMF is not guaranteeing or promising or forecasting any returns. The Scheme may or may not have positions in these sectors / sub-segment(s) / themes / companies.



## Theme in Focus: Make in India

Government policies are driving a surge in Electronic manufacturing boosting growth in this sector

Revenue growth of one of the largest Electronic Manufacturing Services company



Source: www.screener.in, Invesco Asset Management (India) Pvt. Ltd.

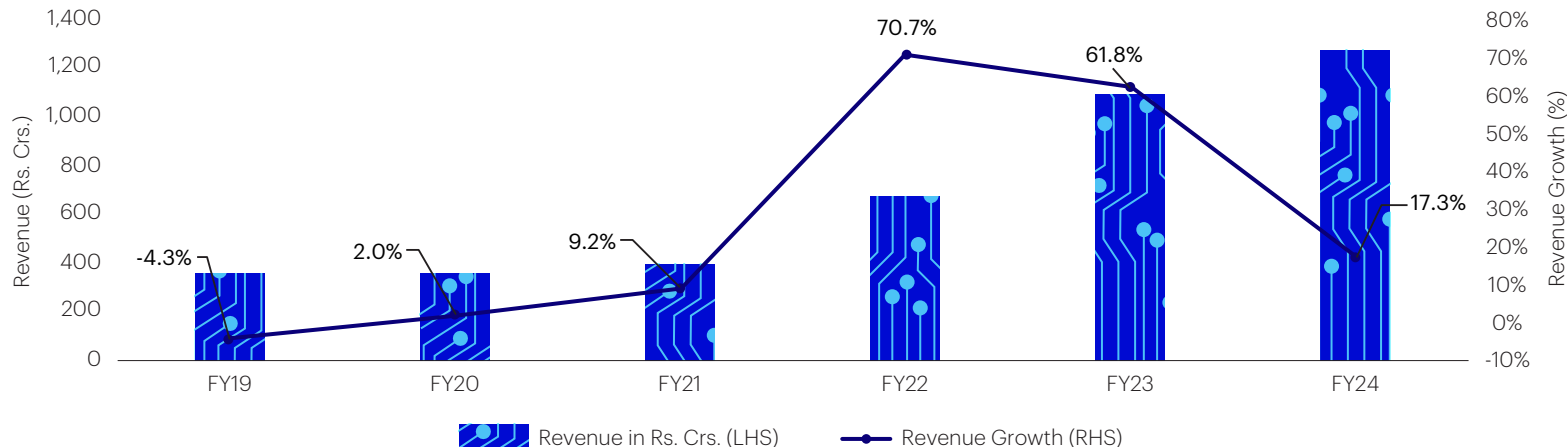
**Past performance may or may not be sustained in future.**

**Disclaimer:** The above chart is to explain the revenue and revenue growth of one of the Electronic Manufacturing Services companies providing design focused solutions in consumer durables, lighting and mobile phones markets. This is one of the 5 listed companies within our categorized universe benefiting from Make in India initiative. There may be other companies which may have benefited from Make in India initiative and currently not forming part of our categorized investment universe. The above chart is for illustration purpose only and should not be construed as recommendation, advice to buy, sell or transact in any manner in these companies / sector / sub-segments / themes neither should it be considered as Research Report from Invesco Asset Management (India) Private Limited ('IAMI') and/or Invesco Mutual Fund ('IMF'). It shouldn't be used for development or implementation of an investment strategy. IAMI/IMF is not guaranteeing or promising or forecasting any returns. The Scheme may or may not have positions in these sectors / sub-segment(s) / themes / companies.

## Theme in Focus: Make in India

Electronic manufacturing is growing significantly due to Government thrust

Revenue growth of a leading end-to-end and IoT solutions-enabled integrated electronics manufacturer



IoT: Internet of Things

Source: [www.screener.in](http://www.screener.in), Invesco Asset Management (India) Pvt. Ltd.

**Past performance may or may not be sustained in future.**

**Disclaimer:** The above chart is to explain the revenue and revenue growth of one of the Electronic Manufacturing Services companies providing end-to-end and IoT solutions. This is one of the 5 listed companies within our categorized universe benefiting from Make in India initiative. There may be other companies which may have benefited from Make in India initiative and currently not forming part of our categorized investment universe. The above chart is for illustration purpose only and should not be construed as recommendation, advice to buy, sell or transact in any manner in these companies / sector / sub-segments / themes neither should it be considered as Research Report from Invesco Asset Management (India) Private Limited ('IAMI') and/or Invesco Mutual Fund ('IMF'). It shouldn't be used for development or implementation of an investment strategy. IAMI/IMF is not guaranteeing or promising or forecasting any returns. The Scheme may or may not have positions in these sectors / sub-segment(s) / themes / companies.

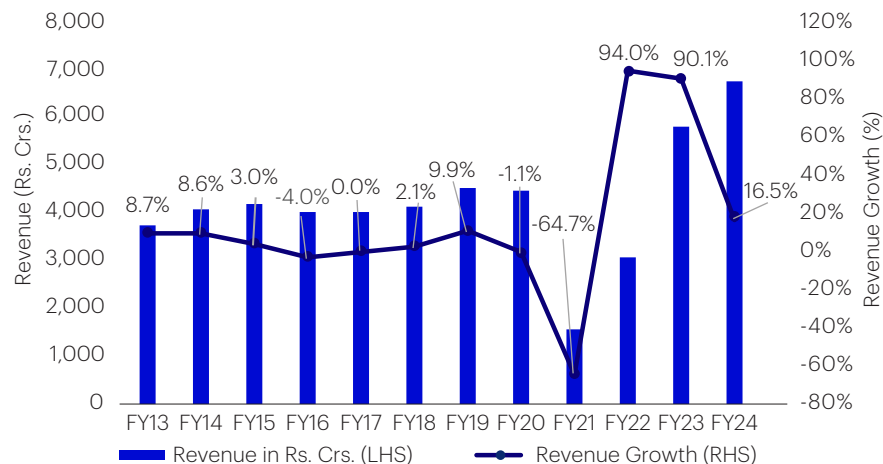


## Theme in Focus: Travel & Leisure

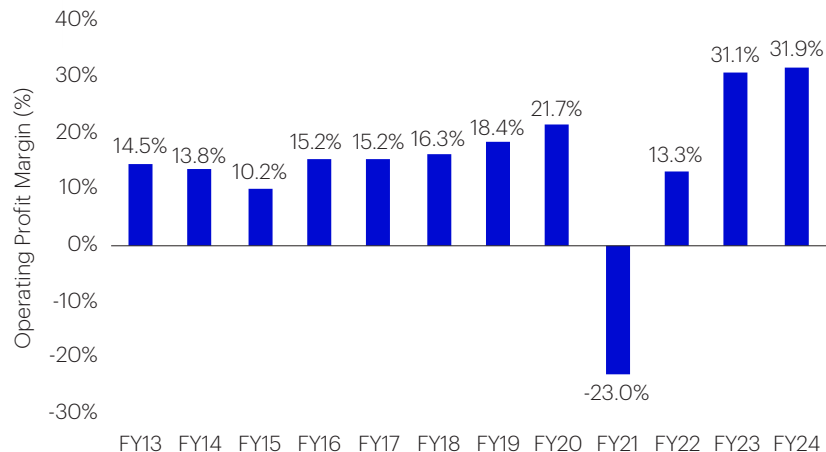
Domestic travel boom has revitalized the hotel industry unlocking strong growth potential

A leading hospitality company

Revenue growth of one of the largest hotel player



Operating Profit Margin



Source: www.screener.in, Invesco Asset Management (India) Pvt. Ltd.

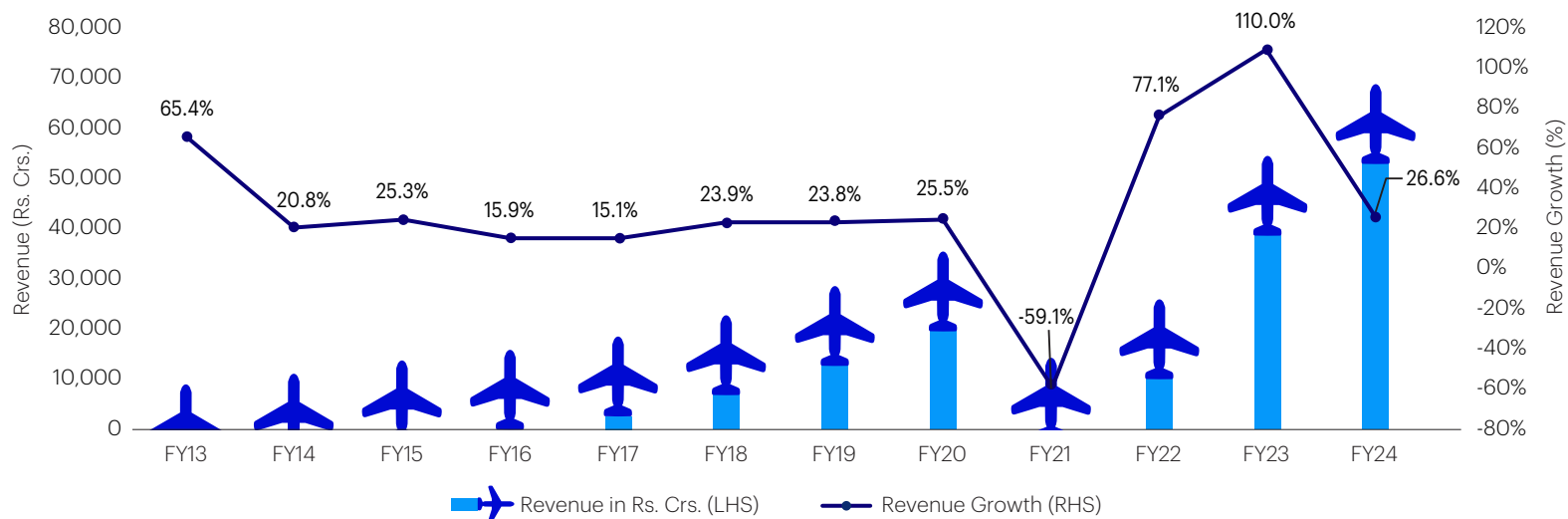
**Past performance may or may not be sustained in future.**

**Disclaimer:** The above chart is to explain the revenue and revenue growth of one of the leading hospitality company. This is one of the 5 listed companies within our categorized investment universe benefitting from increasing spends by consumer on travel and leisure activities. There may be other companies which may have benefited from Travel & Leisure theme and currently not forming part of our categorized investment universe. The above chart is for illustration purpose only and should not be construed as recommendation, advice to buy, sell or transact in any manner in these companies / sector / sub-segments / themes neither should it be considered as Research Report from Invesco Asset Management (India) Private Limited ('IAMI') and/or Invesco Mutual Fund ('IMF'). It shouldn't be used for development or implementation of an investment strategy. IAMI/IMF is not guaranteeing or promising or forecasting any returns. The Scheme may or may not have positions in these sectors / sub-segment(s) / themes / companies.

## Theme in Focus: Travel & Leisure

Resurgence of travel also has a positive impact on Aviation industry

Revenue growth of largest market player in airlines industry



Source: www.screener.in, Invesco Asset Management (India) Pvt. Ltd.

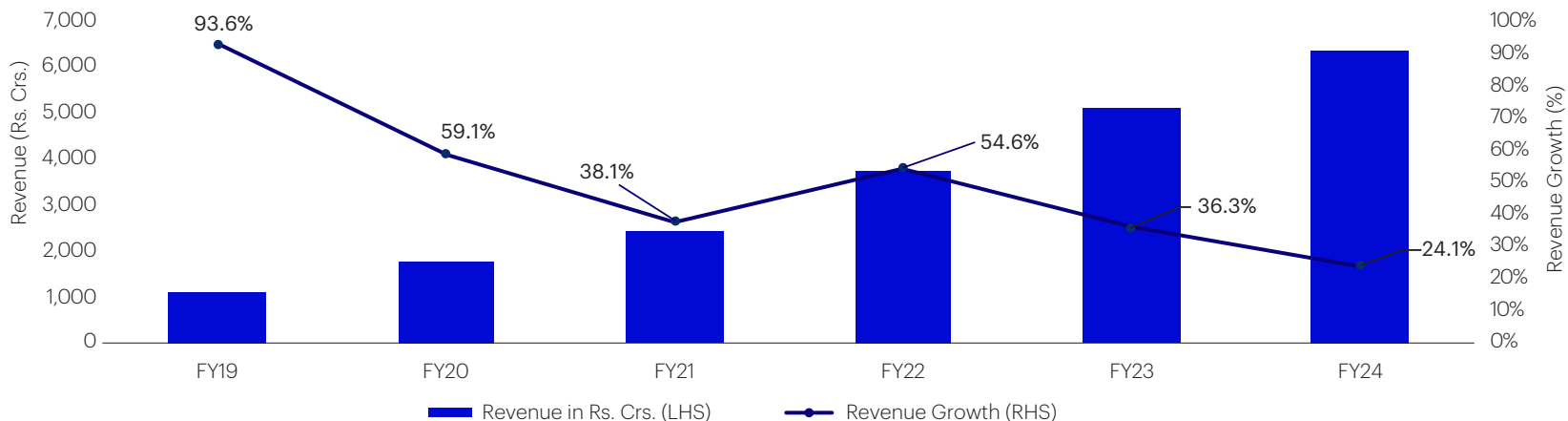
**Past performance may or may not be sustained in future.**

**Disclaimer:** The above chart is to explain the revenue and revenue growth of one of the largest airlines. This is one of the 5 listed companies within our categorized investment universe benefiting from increasing spends by consumer on travel and leisure activities. There may be other companies which may have benefited from Travel & Leisure theme and currently not forming part of our categorized investment universe. The above chart is for illustration purpose only and should not be construed as recommendation, advice to buy, sell or transact in any manner in these companies / sector / sub-segments / themes neither should it be considered as Research Report from Invesco Asset Management (India) Private Limited ('IAMI') and/or Invesco Mutual Fund ('IMF'). It shouldn't be used for development or implementation of an investment strategy. IAMI/IMF is not guaranteeing or promising or forecasting any returns. The Scheme may or may not have positions in these sectors / sub-segment(s) / themes / companies.

## Theme in Focus: Digitization

E-commerce businesses are experiencing growth owing to strengthening digital penetration and changing consumer preferences

Revenue growth for one of the prominent E-commerce lifestyle and fashion company



Source: [www.screener.in](http://www.screener.in), Invesco Asset Management (India) Pvt. Ltd.

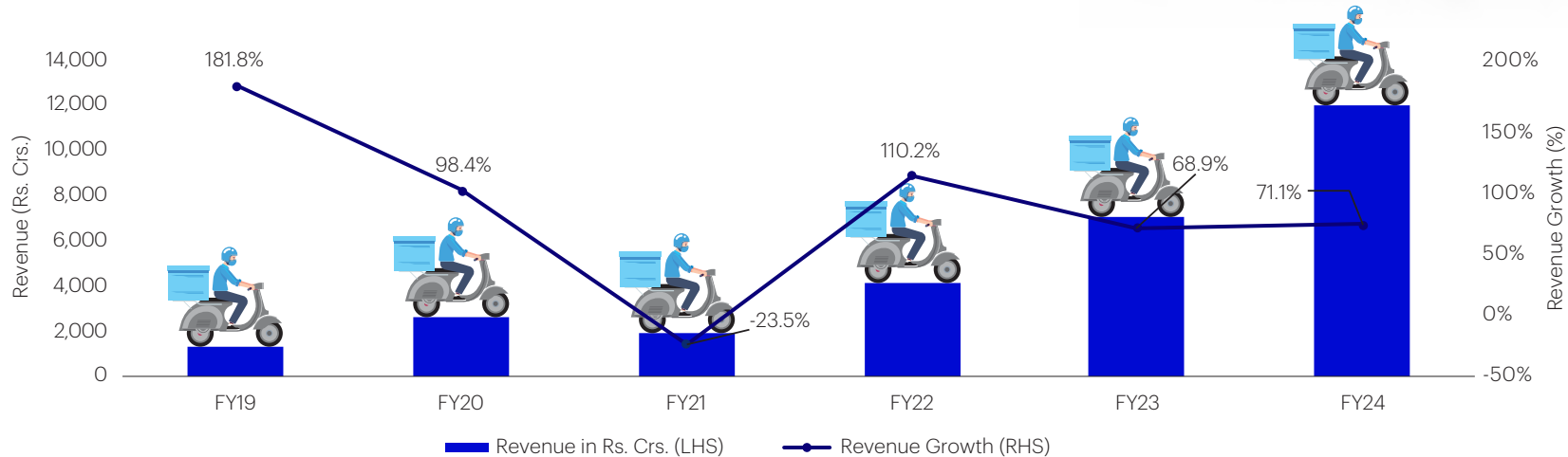
**Past performance may or may not be sustained in future.**

**Disclaimer:** The above chart is to explain the revenue and revenue growth of one of the prominent e-commerce lifestyle & fashion company. This is one of the 7 listed companies within our categorized investment universe benefiting from Digitization theme. There may be other companies which may have benefited from Digitization theme and currently not forming part of our categorized investment universe. The above chart is for illustration purpose only and should not be construed as recommendation, advice to buy, sell or transact in any manner in these companies / sector / sub-segments / themes neither should it be considered as Research Report from Invesco Asset Management (India) Private Limited ('IAMI') and/or Invesco Mutual Fund ('IMF'). It shouldn't be used for development or implementation of an investment strategy. IAMI/IMF is not guaranteeing or promising or forecasting any returns. The Scheme may or may not have positions in these sectors / sub-segment(s) / themes / companies.

## Theme in Focus: Digitization (Quick Commerce)

Rapid growth of new age businesses and quick commerce companies

Revenue growth for one of the leading food delivery and quick commerce company



Source: [www.screener.in](http://www.screener.in), Invesco Asset Management (India) Pvt. Ltd.

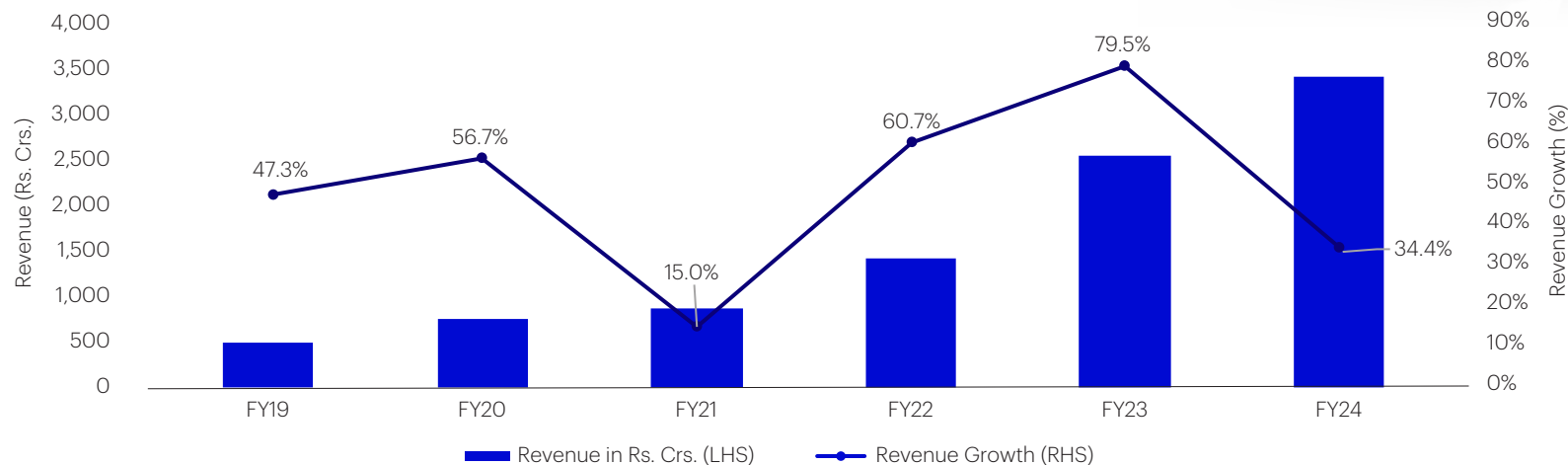
**Past performance may or may not be sustained in future.**

**Disclaimer:** The above chart is to explain the revenue and revenue growth of one of the leading food delivery and quick commerce company. This is one of the 7 listed companies within our categorized investment universe benefiting from Digitization theme. There may be other companies which may have benefited from Digitization theme and currently not forming part of our categorized investment universe. The above chart is for illustration purpose only and should not be construed as recommendation, advice to buy, sell or transact in any manner in these companies / sector / sub-segments / themes neither should it be considered as Research Report from Invesco Asset Management (India) Private Limited ('IAMI') and/or Invesco Mutual Fund ('IMF'). It shouldn't be used for development or implementation of an investment strategy. IAMI/IMF is not guaranteeing or promising or forecasting any returns. The Scheme may or may not have positions in these sectors / sub-segment(s) / themes / companies.

## Theme in Focus: Digitization

### Fueling growth of Fintech platforms

#### Revenue growth of a Fintech company



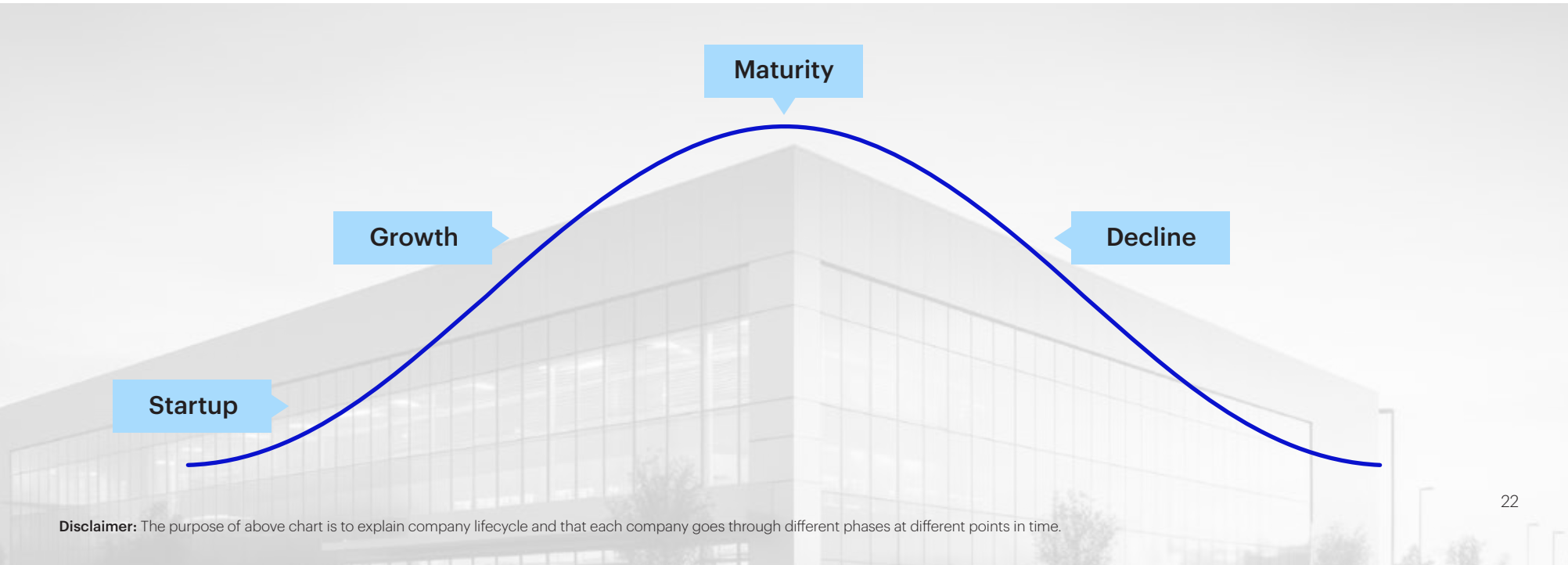
Source: [www.screener.in](http://www.screener.in), Invesco Asset Management (India) Pvt. Ltd.

**Past performance may or may not be sustained in future.**

**Disclaimer:** The above chart is to explain the revenue and revenue growth of a Fintech company. This is one of the 7 listed companies within our categorized investment universe benefiting from Digitization theme. There may be other companies which may have benefited from Digitization theme and currently not forming part of our categorized investment universe. The above chart is for illustration purpose only and should not be construed as recommendation, advice to buy, sell or transact in any manner in these companies / sector / sub-segments / themes neither should it be considered as Research Report from Invesco Asset Management (India) Private Limited ('IAMI') and/or Invesco Mutual Fund ('IMF'). It shouldn't be used for development or implementation of an investment strategy. IAMI/IMF is not guaranteeing or promising or forecasting any returns. The Scheme may or may not have positions in these sectors / sub-segment(s) / themes / companies.

Companies too have their own life-cycles and grow in phases from startup to growth to maturity. Timing matters here

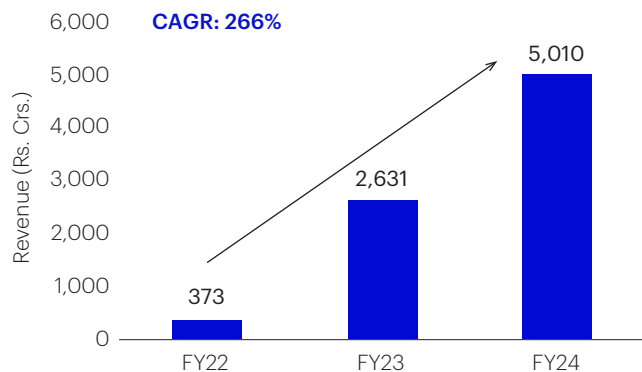
Company lifecycle



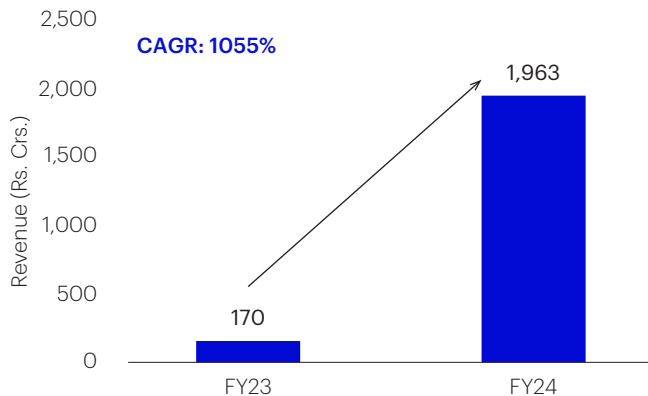
**Disclaimer:** The purpose of above chart is to explain company lifecycle and that each company goes through different phases at different points in time.

## Startup phase: Companies are focused on growing sales volume

### Revenue growth of an Electric two-wheeler company



### Revenue growth of Green Energy company



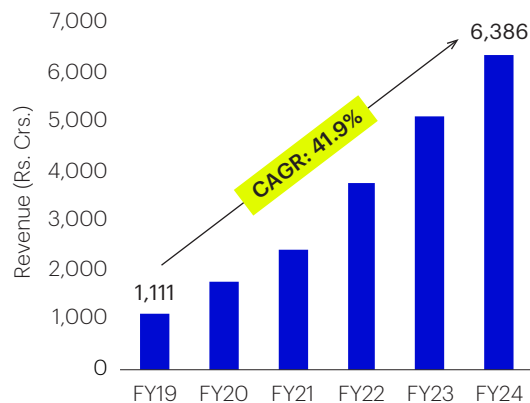
Source: www.screener.in, Invesco Asset Management (India) Pvt. Ltd.

**Past performance may or may not be sustained in future.**

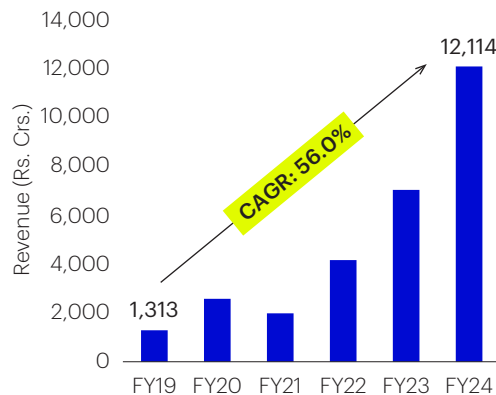
**Disclaimer:** The above chart is to explain the revenue and revenue growth of listed companies in Startup phase forming part of our categorized universe and witnessing revenue growth due to focus on increasing sales volume. There may be other companies which may be in the Startup phase and currently not forming part of our categorized investment universe. The above chart is for illustration purpose only and should not be construed as recommendation, advice to buy, sell or transact in any manner in these companies / sector / sub-segments / themes neither should it be considered as Research Report from Invesco Asset Management (India) Private Limited ('IAMI') and/or Invesco Mutual Fund ('IMF'). It shouldn't be used for development or implementation of an investment strategy. IAMI/IMF is not guaranteeing or promising or forecasting any returns. The Scheme may or may not have positions in these sectors / sub-segment(s) / themes / companies.

## Growth phase: Rapid sales growth and market share gains define this phase

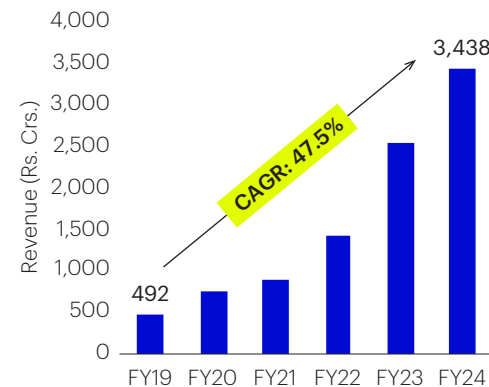
**E-commerce lifestyle and fashion company**



**Food delivery and quick commerce company**



**Fintech company**



Source: www.screener.in, Invesco Asset Management (India) Pvt. Ltd.

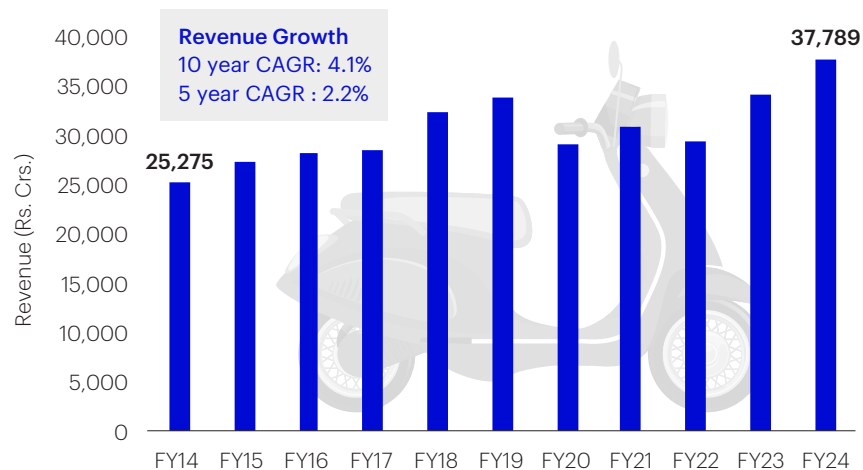
**Past performance may or may not be sustained in future.**

**Disclaimer:** The above chart is to explain the revenue and revenue growth of listed companies in Growth phase forming part of our categorized universe and witnessing increasing market share. There may be other companies which may be in the Growth phase and currently not forming part of our categorized investment universe. The above chart is for illustration purpose only and should not be construed as recommendation, advice to buy, sell or transact in any manner in these companies / sector / sub-segments / themes neither should it be considered as Research Report from Invesco Asset Management (India) Private Limited ('IAM') and/or Invesco Mutual Fund ('IMF'). It shouldn't be used for development or implementation of an investment strategy. IAM/IMF is not guaranteeing or promising or forecasting any returns. The Scheme may or may not have positions in these sectors / sub-segment(s) / themes / companies.

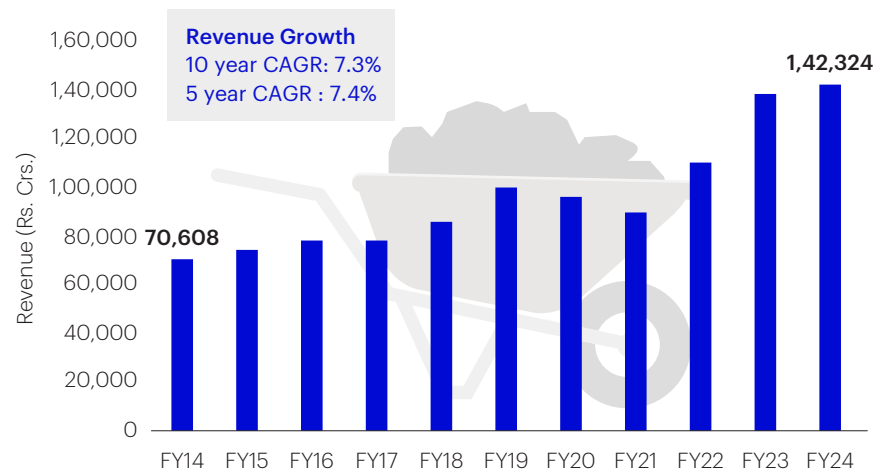


## Maturity phase: Sales growth starts slowing down

Revenue growth of a leading two-wheeler manufacturer



Revenue growth of largest government owned coal producer

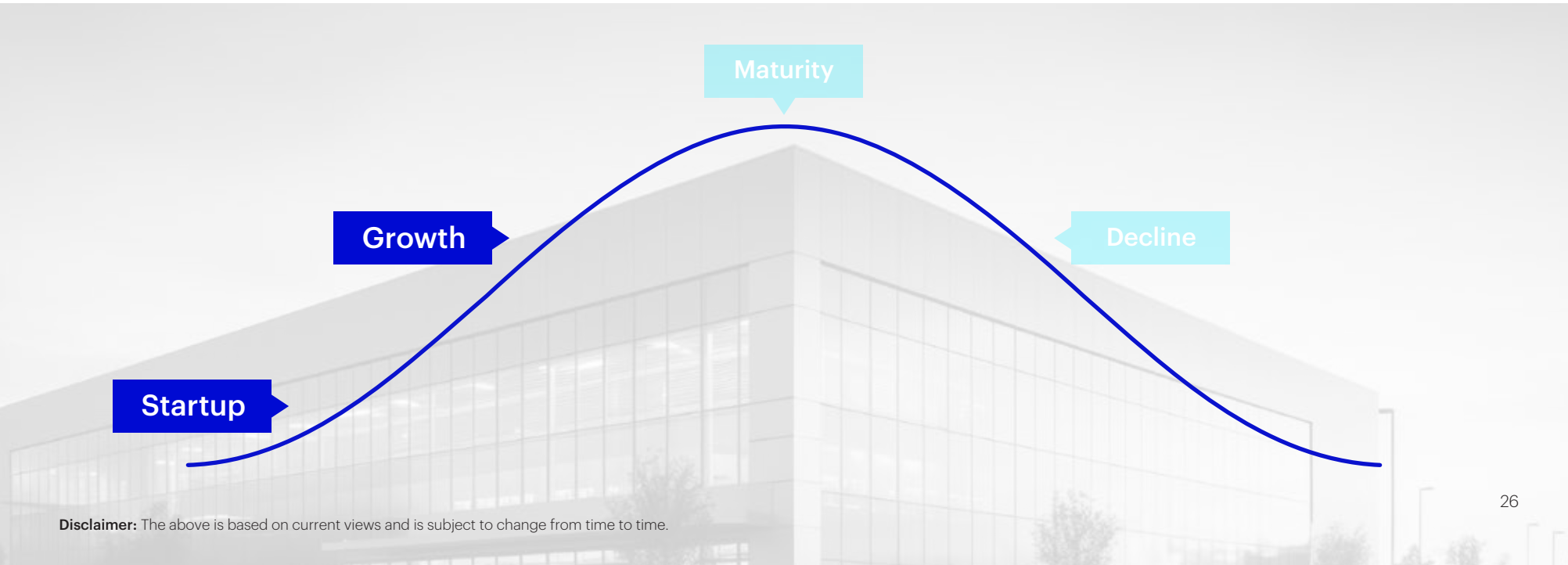


Source: www.screener.in, Invesco Asset Management (India) Pvt. Ltd.

**Past performance may or may not be sustained in future.**

**Disclaimer:** The above chart is to explain the revenue and revenue growth of listed companies in Mature phase forming part of our categorized universe and have started experiencing slower revenue growth. There may be other companies which may be in the Mature phase and currently not forming part of our categorized investment universe. The above chart is for illustration purpose only and should not be construed as recommendation, advice to buy, sell or transact in any manner in these companies / sector / sub-segments / themes neither should it be considered as Research Report from Invesco Asset Management (India) Private Limited ('IAMI') and/or Invesco Mutual Fund ('IMF'). It shouldn't be used for development or implementation of an investment strategy. IAMI/IMF is not guaranteeing or promising or forecasting any returns. The Scheme may or may not have positions in these sectors / sub-segment(s) / themes / companies.

**Our preference would be in companies in the startup and growth phases – where potential is highest**



**Presenting**

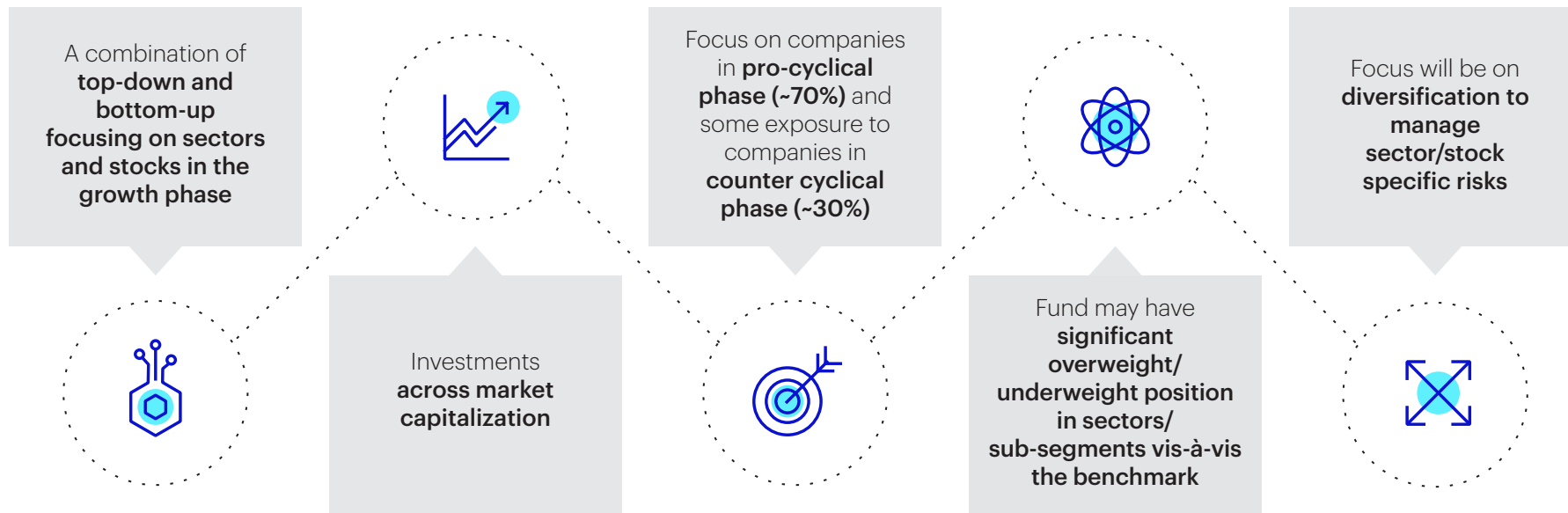
# **Invesco India Business Cycle Fund**

(An open ended equity scheme following  
business cycles based investing theme)

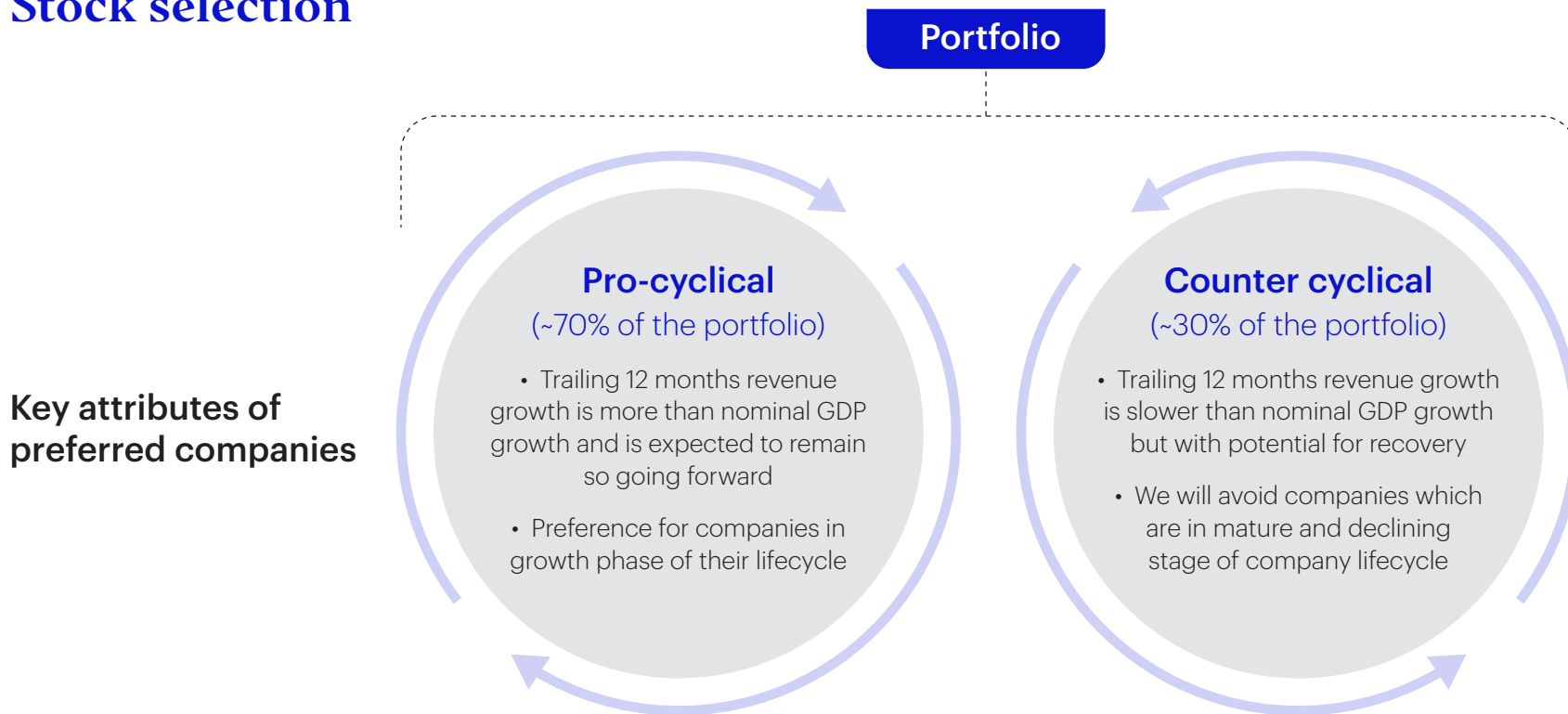
**A holistic investment  
approach which focuses not  
only on economic & market  
cycle but also considers  
company's lifecycle**

## Investment Framework

Endeavour to identify and invest in sectors/themes/companies which are positioned to do well in the current business cycle



## Stock selection



GDP: Gross Domestic Product

**Disclaimer:** The above stock selection is based on current views and is subject to change from time to time.

## Why invest?



### **Investment approach**

Takes a holistic view with emphasis on evaluating both the business cycle as well as company lifecycle



### **Growth focused fund**

Investments would be made in companies benefiting from structural changes in the economy as well as strong turnaround themes



### **Diversified portfolio**

Investments across market caps, sectors and industries, thereby diversifying portfolio to manage risks

## Fund Managers



### **Aditya Khemani**

Fund Manager – Equity

With team: 1 year

Experience: 18 years

- Aditya has over 18 years' of experience in the equities market.
- In his last assignment before joining Invesco, Aditya was working with Motilal Oswal Asset Management India Company Ltd. as Fund Manager where he was responsible for managing Equity Funds at the firm.
- In the past, he has also worked with companies like HSBC Asset Management (India) Pvt. Ltd., SBI Funds Management Ltd., and Morgan Stanley Advantage Services.
- Holds a Bachelor's in Commerce Degree from St. Xavier's College, Kolkata University and a PGDM degree from Indian Institute of Management, Lucknow.



### **Amit Ganatra**

Fund Manager – Equity

With team: 15 years<sup>1</sup>

Experience: 21 years

- Amit has over 21 years' experience in equity research.
- Responsible for providing leadership to the equity investment function.
- In his last assignment, he was working with HDFC Asset Management Company Ltd., as Senior Fund Manager.
- Prior to joining HDFC AMC, Amit has worked with Invesco for almost 11 years managing key investment strategies, DBS Cholamandalam Mutual Fund & Fidelity covering banking, property, and construction sectors.
- Holds a Commerce Degree and is a Chartered Accountant. He is also a Chartered Financial Analyst from AIMR.

<sup>1</sup>Including previous stint of ~11 years with Invesco Asset Management (India) Private Limited.

## Key Facts

<b>Type</b>	An open ended equity scheme following business cycles based investing theme																		
<b>Investment Objective</b>	To generate long term capital appreciation by investing predominantly in equity and equity related securities with a focus on riding business cycles through dynamic allocation between various sectors and stocks at different stages of business cycles in the economy. There is no assurance that the investment objective of the scheme will be achieved.																		
<b>Asset Allocation</b>	Under normal circumstances, the asset allocation of the scheme would be as follows:																		
	<b>Instruments</b>	<b>Indicative Allocation (% of Net Assets)</b>																	
		<b>Minimum</b>	<b>Maximum</b>																
	Equity & Equity Related instruments selected on the basis of business cycle	80	100																
	Other Equity & Equity Related instruments	0	20																
	Debt & Money Market Instruments	0	20																
	Units issued by REITs & InvITs	0	10																
<b>Plans^ / Options</b>	Regular Plan and Direct Plan <ul style="list-style-type: none"> <li>• Growth Option</li> <li>• Income Distribution cum Capital Withdrawal (IDCW)</li> <li>• IDCW Payout • IDCW Reinvestment</li> </ul> (if IDCW payable under IDCW Payout option is equal or less than Rs. 100/-, then the IDCW would be compulsory reinvested in the respective plan/option of the scheme)																		
<b>Minimum Application Amount</b> (During NFO and ongoing basis)	<b>Lumpsum:</b> Rs. 1,000/- per application and in multiples of Re. 1 thereafter. <b>For Systematic Investment Plan (SIP):</b> <table border="1" style="width: 100%; border-collapse: collapse;"> <thead> <tr> <th>Frequency</th> <th colspan="2">Months</th> <th>Quarters</th> </tr> </thead> <tbody> <tr> <td>No. of Installments</td> <td>12</td> <td>6</td> <td>4</td> </tr> <tr> <td>Minimum Amount</td> <td>Rs.500</td> <td>Rs.1,000</td> <td>Rs.1,500</td> </tr> <tr> <td></td> <td colspan="3" style="text-align: center;">And in multiples of Re.1 thereafter</td> </tr> </tbody> </table>			Frequency	Months		Quarters	No. of Installments	12	6	4	Minimum Amount	Rs.500	Rs.1,000	Rs.1,500		And in multiples of Re.1 thereafter		
Frequency	Months		Quarters																
No. of Installments	12	6	4																
Minimum Amount	Rs.500	Rs.1,000	Rs.1,500																
	And in multiples of Re.1 thereafter																		
<b>Load Structure</b>	Exit Load <sup>#</sup> : For each purchase of units through Lumpsum/Switch-in/Systematic Investment Plan (SIP), Systematic Transfer Plan (STP) and IDCW Transfer Plan, exit load will be as follows: <ul style="list-style-type: none"> <li>• if units are redeemed/switched out on or before 3 months from the date of allotment: 0.50%</li> <li>• if units are redeemed/switched-out after 3 months from the date of allotment: Nil</li> <li>• Switch between the plans under the scheme: Nil</li> </ul>																		
<b>Fund Managers</b>	Mr. Aditya Khemani & Mr. Amit Ganatra																		
<b>Benchmark Index</b>	Nifty 500 TRI																		

<sup>#</sup>Direct Plan will have a lower expense ratio excluding distribution expenses, commission for distribution of units etc.

<sup>#</sup>Exit Load charged, if any, will be credited back to the scheme, net of Goods & Services Tax.



**Disclaimer:** This document is for information purposes only. The sector(s) / sub-segment(s) / theme(s) / stock(s) / companies referred to in this document are for the purpose of explaining the concept of business cycle and should not be construed as recommendation, advice to buy, sell or transact or otherwise deal in any manner in them and neither should it be considered as Research Report from Invesco Asset Management (India) Private Limited ('IAMI') / Invesco Mutual Fund. The Scheme may or may not have position in these sector(s) / sub-segment(s) / theme(s) / stock(s) / companies. The information alone is not sufficient and shouldn't be used for the development or implementation of an investment strategy. It should not be construed as investment advice to any party. The statements contained herein may include statements of future expectations and other forward looking statements that are based on prevailing market conditions / various other factors and involve known and unknown risks and uncertainties that could cause actual results, performance or events to differ materially from those expressed or implied in such statements. The data used in this document is obtained by IAMI from the sources which it considers reliable. While utmost care has been exercised while preparing this document, IAMI does not warrant the completeness or accuracy of the information and disclaims all liabilities, losses and damages arising out of the use of this information. The content of this document is intended solely for the use of the addressee. If you are not the addressee or the person responsible for delivering it to the addressee, any disclosure, copying, distribution or any action taken or omitted to be taken in reliance on it is prohibited and may be unlawful. The readers should exercise due caution and/or seek appropriate professional advice before making any decision or entering any financial obligation based on information, statement or opinion which is expressed herein.

**Mutual Fund investments are subject to market risks, read all scheme related documents carefully**

## Get in touch

### Corporate Office:

#### **Invesco Asset Management (India) Private Limited**

2101 A, 21st Floor, A- Wing, Marathon Futurex,  
N.M. Joshi Marg, Lower Parel, Mumbai – 400 013  
T +91 22 67310000 F +91 22 23019422

#### **To invest:**

Call 1800-209-0007

SMS 'Invest' to 56677

Invest Online [www.invescomutualfund.com](http://www.invescomutualfund.com)

---

Follow us on

